

Real estate sales in 2025

08.07.2026


2.9%

The increase in the number of notarial deeds of real estate sales compared to 2024

In 2025, 561.7 thousand notarial deeds of real estate trading were signed (a year-on-year increase of 2.9%). The rise in the number of notarial deeds applied to almost all types of real estate. A decrease was recorded only in the number of notarial deeds concerning the sale of premises (by 0.6%).

Table 1. Notarial deeds related to real estate sales concluded in 2025

Specification	2025	2024=100
Total	561 718	102.9
Sale of premises	218 680	99.4
Sale of undeveloped plots	126 665	105.6
Sale of agricultural real estate	65 684	110.7
Sale of plots with a residential building	59 398	102.3
Sale of cooperative ownership right to premises	42 895	100.5
Sale of other properties	21 661	104.4
Sale of plots with a building for other purposes	17 976	108.3
Sale of perpetual usufruct rights	5 072	102.6
Sale of real estate to the State Treasury or local government units	3 532	104.6
Granting perpetual usufruct by the State Treasury or local government units along with the sale of the building	155	126.0

In 2025, compared to the previous year, the highest increase in the number of notarial deeds was recorded in granting perpetual usufruct by the State Treasury or local government units along with the sale of the building (by 26.0%)

Source: the Ministry of Justice data.

According to data from the Real Estate Price Register (RCN), 586.6 thousand real estate sale and purchase transactions with a total value of PLN 270.0 billion were concluded in 2025.

Table 2. Volume of real estate sale

Specification	Number of transactions			Value of transactions		
	2024	2025 ^a		2024	2025 ^a	
	in units		2024=100	in million PLN		2024=100
Total	573 289	586 608	102.3	260 349	270 019	103.7
Premises	293 025	289 290	98.7	137 964	139 830	101.4
Built-up land properties	90 201	93 561	103.7	70 188	75 733	107.9
Undeveloped land properties	190 063	203 757	107.2	52 197	54 456	104.3

a Preliminary data.

In 2025, the structure of both the number and value of real estate sale and purchase transactions was dominated by the sale of premises whose shares amounted to 49.3% and 51.8%, respectively

In 2025, in the structure of the number of real estate purchase and sale transactions by type, in most voivodeships, transactions involving residential properties predominated. They accounted for more than a half of all registered contracts in the following voivodeships: dolnośląskie (62.7%), pomorskie (61.8%), zachodniopomorskie (54.8%), mazowieckie (54.7%) and śląskie (54.1%). The highest share of transactions involving another type of property, namely undeveloped land, was observed only in four voivodeships: podkarpackie (53.8%), lubelskie (51.2%), świętokrzyskie (50.9%) i podlaskie (45.1%).

Chart 1. Structure of the number of real estate sale and purchase transactions by type in 2025

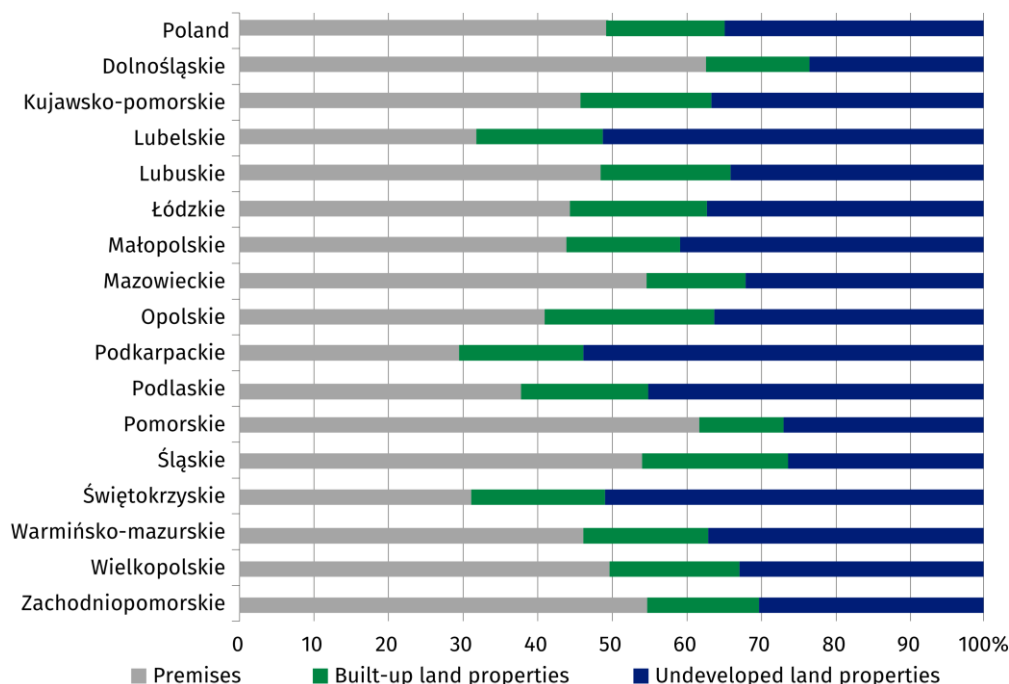
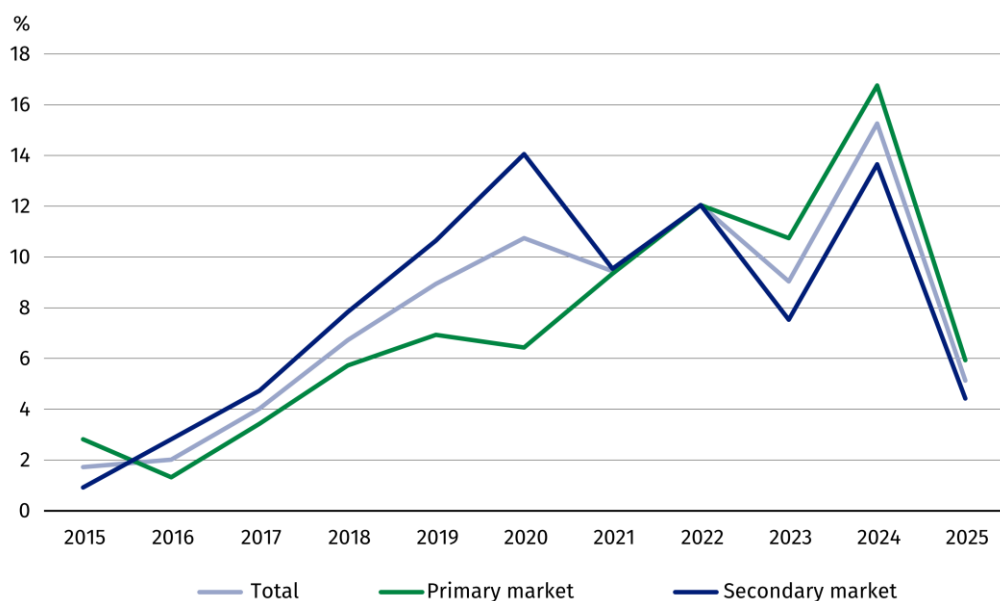


Table 3. Price indices of residential premises in 2025

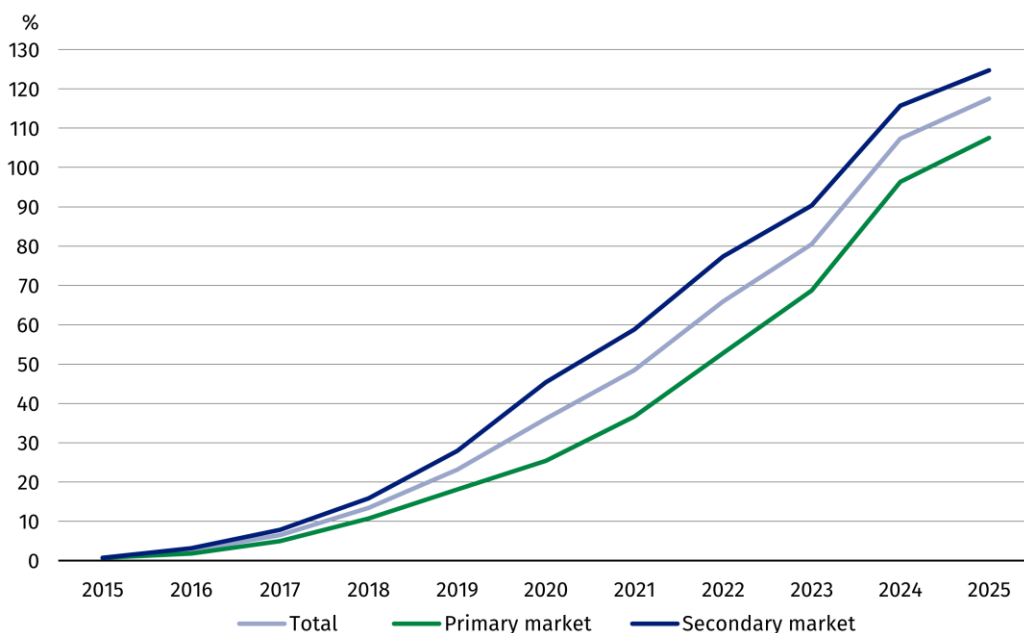
Specification	2025	
	2024=100	2015=100
Total	104.9	216.8
Primary market	105.7	206.8
Secondary market	104.2	224.0

Chart 2. Changes in prices of residential premises compared to the previous year



Prices of residential premises in 2025, compared to 2024, increased by 4.9% (of which 5.7% on the primary market and 4.2% on the secondary market)

Chart 3. Changes in prices of residential premises compared to 2015



When quoting Statistics Poland data, please provide the information: “Source of data: Statistics Poland”, and when publishing calculations made on data published by Statistics Poland, please include the following disclaimer: “Own study based on figures from Statistics Poland”.

Prepared by:
Prices and Services Department
Director Ewa Adach-Stankiewicz
Phone: (+48 22) 608 31 24

Issued by:
Press Office
Mobile: (+48) 695 255 032
Phone: (+48 22) 608 38 04, (+48 22) 449 41 45,
(+48 22) 608 30 09

e-mail: obslugaprasowa@stat.gov.pl



stat.gov.pl/en/



[@StatPoland](https://twitter.com/StatPoland)



[@GlownyUrzadStatystyczny](https://www.facebook.com/GlownyUrzadStatystyczny)



[@gus_stat](https://www.instagram.com/gus_stat)



[@GlownyUrzadStatystycznyGUS](https://www.youtube.com/GlownyUrzadStatystycznyGUS)



[@Glowny Urząd Statystyczny](https://www.linkedin.com/company/Glowny-Urzad-Statystyczny)

Related information

[Price indices of residential premises by voivodships](#)

[Price of one square meter of usable floor space of a residential building](#)

[Real estate sales in 2024](#)

Data available in databases

[Knowledge Databases \(DBW\) – Economy – Prices – Real estate prices](#)

[Local Data Bank – Real Estate Market](#)

Terms used in official statistics

[Real estate turnover](#)

[Real estate Price Register](#)

[Premises](#)

[Price indices of residential premises](#)

[Real estate transaction](#)