

Price indices of residential premises in the first quarter of 2026

02.07.2026

 **6.0%**

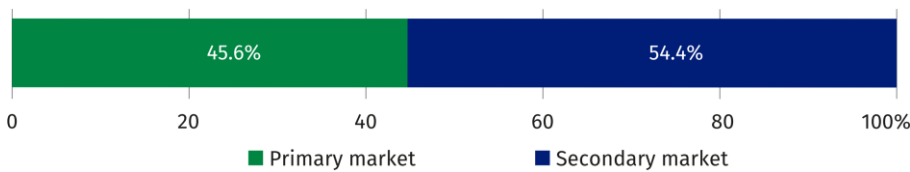
Increase in prices of residential premises compared to the 1st quarter of 2025

In Poland, in the first quarter of 2026, an increase in the prices of residential premises of 2.3% was recorded compared to the fourth quarter of 2025. On the primary market, this increase amounted to 1.9%, while on the secondary market it was 2.6%. Compared to the corresponding period in 2025, residential property premises increased by 6.0% (including 6.8% on the primary market and 5.2% on the secondary market).

Table 1. Price indices of residential premises in the first quarter of 2026

Specification	Q1 2026		
	Q4 2025=100	Q1 2025=100	2025=100
Total	102.3	106.0	104.2
Primary market	101.9	106.8	104.4
Secondary market	102.6	105.2	104.0

Chart 1. Weighting system used in the compilations of price indices of residential premises in 2026



For compiling price indices of residential premises in 2026, the primary market is assigned a weight of 45.6% and the secondary market 54.4%

Chart 2. Changes in prices of residential premises compared to the previous quarter

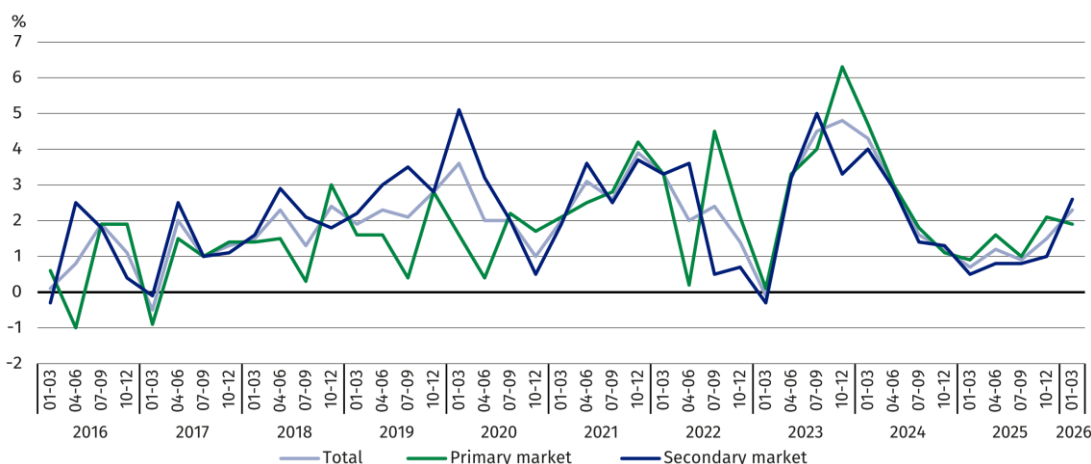


Chart 3. Changes in prices of residential premises compared to the corresponding quarter of the previous year

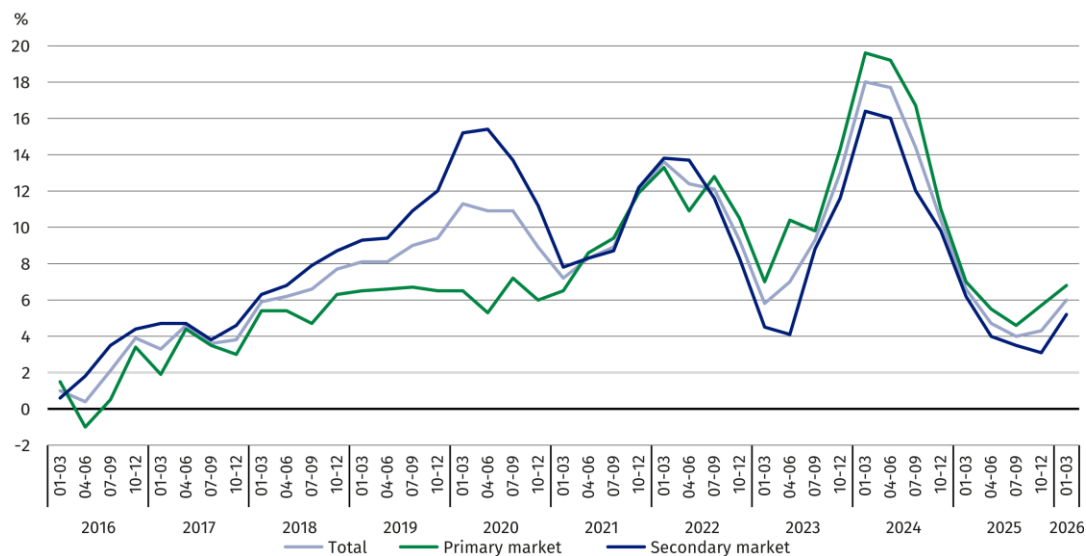
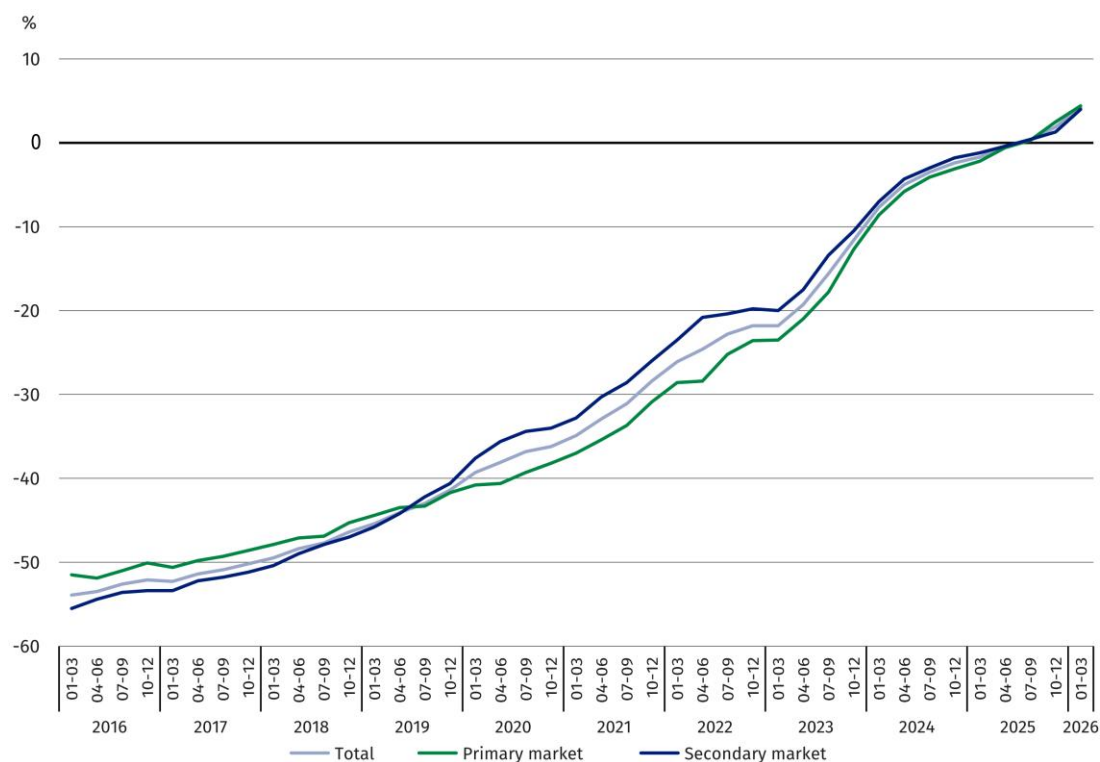


Chart 4. Changes in prices of residential premises compared to 2025



In the first quarter of 2026 prices of residential premises were by 4.2% higher compared to the average price for 2025 (of which on the primary market – by 4.4% and on the secondary market – by 4.0%)

Table 2. Price indices of residential premises by voivodships

Specification	Q1 2026	
	Q4 2025=100	Q1 2025=100
Poland	102.3	106.0
Dolnośląskie	101.6	104.0
Kujawsko-pomorskie	101.5	107.8
Lubelskie	101.3	104.2
Lubuskie	103.1	108.4
Łódzkie	99.3	101.5
Małopolskie	102.4	106.6
Mazowieckie	103.6	106.8
Opolskie	101.1	105.0
Podkarpackie	101.1	106.4
Podlaskie	102.9	107.6
Pomorskie	102.6	106.5
Śląskie	101.8	104.2
Świętokrzyskie	102.7	106.4
Warmińsko-mazurskie	100.7	104.5
Wielkopolskie	102.6	107.9
Zachodniopomorskie	100.9	105.9

In the first quarter of 2026, the highest increase in price of residential premises, compared to the corresponding period in 2025, was recorded in the Lubuskie Voivodship (by 8.4%)

When quoting Statistics Poland data, please provide the information: "Source of data: Statistics Poland", and when publishing calculations made on data published by Statistics Poland, please include the following disclaimer: "Own study based on figures from Statistics Poland".

Prepared by:
Statistical Office in Szczecin
Director Magdalena Wegner
Phone: (+48 91) 459 77 00

Issued by:
Press Office
Mobile: (+48) 695 255 032
Phone: (+48 22) 608 38 04, (+48 22) 449 41 45,
(+48 22) 608 30 09
e-mail: obslugaprasowa@stat.gov.pl

-  stat.gov.pl/en/
-  [@StatPoland](https://twitter.com/StatPoland)
-  [@GlownyUrzadStatystyczny](https://facebook.com/GlownyUrzadStatystyczny)
-  [@gus_stat](https://instagram.com/gus_stat)
-  [@GłównyUrządStatystycznyGUS](https://youtube.com/GlownyUrzadStatystycznyGUS)
-  [@Główny Urząd Statystyczny](https://linkedin.com/company/Glowny-Urzad-Statystyczny)

Related information

[Price indices of residential premises by voivodships](#)

[Price of one square meter of usable floor space of a residential building in the first quarter of 2026](#)

[Real estate sales in 2024](#)

Data available in databases

[Knowledge Databases \(DBW\) – Economy – Prices – Real estate prices](#)

[Local Data Bank – Real estate market](#)

Terms used in official statistics

[Real estate turnover](#)

[Real Estate Price Register](#)

[Premises](#)

[Price indices of residential premises](#)