

Employed persons in the national economy in Poland in January 2026

25.06.2026

15.0 million

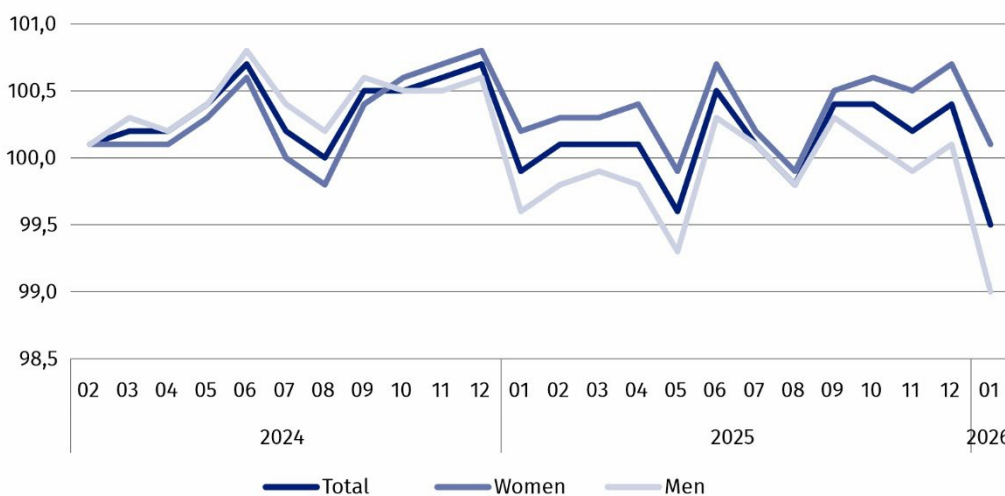
number of employed persons in the national economy as at 31 January 2026

On the last day of January 2026, the population of employed persons in the national economy was 14 988.3 thousand, i.e. 0.4% fewer than on 31 January 2025. Compared with the last day of December 2025, their number decreased by 0.9%.

Employed persons in the national economy

Among the total number of employed persons in the national economy, men constituted the majority. At the end of January 2026, their share was 52.5%. This was 0.1 percentage points (pp) lower than a year and a month earlier.

Chart 1. Indices of the number of employed persons in the national economy
(01 2024 = 100)

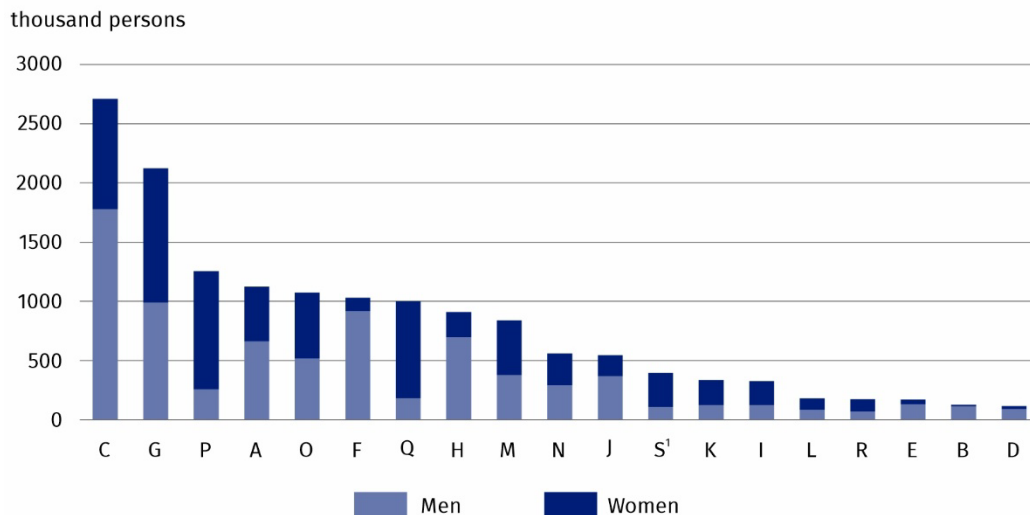


Employed persons by PKD 2007/NACE Rev. 2 sections

The structure of employed persons in the national economy by PKD 2007/NACE Rev. 2 section doesn't change significantly from month to month. As at the end of January 2026, the most persons were employed in the Manufacturing section – 2 711.3 thousand, which accounted for 18.1% of the total number of employed persons in the national economy. This share was 0.2 pp smaller than at the end of January 2025. While compared with the last day of December 2025, this share was 0.1 pp larger. At the end of January 2026, the second section in terms of the number of employed persons – Trade; repair of motor vehicles^A concentrated 2 123.6 thousand, i.e. 14.2% of the total number of employed persons – 0.3 pp fewer than a year earlier and the same as on 31 December 2025.

Chart 2. Employed persons in the national economy by sex and PKD 2007/NACE Rev. 2 section in January 2026

As at the end of the month



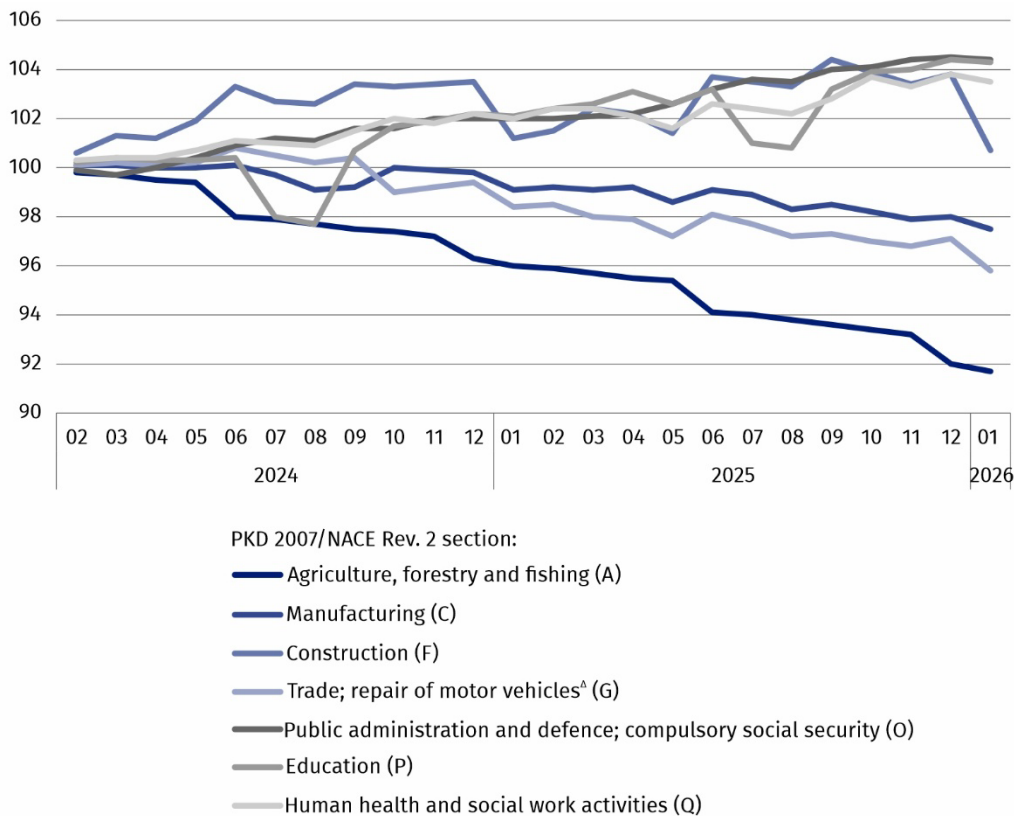
At the end of January 2026, similarly to previous months, the Human health and social work activities section was the most feminised, while the greatest share of men was in the Mining and quarrying section

Among PKD 2007/NACE Rev. 2 sections² the largest decrease in the number of the employed persons relative to 31 January 2025, was in the Agriculture, forestry and fishing section – by 4.4%. Decreases in the number of employed persons were also recorded in the Trade; repair of motor vehicles^Δ and Manufacturing sections – by 2.6% and 1.6%, respectively. The number of employed persons in the Construction section also decreased – by 0.5%. Among the PKD 2007/NACE Rev. 2 sections² the highest increase of the number of employed persons compared with 31 January 2025 occurred in the Public administration and defence; compulsory social security section – by 2.4%. The number of the employed persons also increased in sections: Education – by 2.1% and Human health and social work activities – by 1.5%.

¹ The data for the Other service activities (S) section also cover employed persons in the Activities of households as employers; undifferentiated goods- and services-producing activities of households for own use (T) and Activities of extraterritorial organisations and bodies (U) sections.

² Refers to PKD 2007/NACE Rev. 2 sections in which the number of the employed persons, as at 31 January 2026, exceeded one million: Agriculture, forestry and fishing (A), Manufacturing (C), Construction (F), Trade; repair of motor vehicles^Δ(G), Public administration and defence; compulsory social security (O), Education (P), Human health and social work activities (Q).

Chart 3. Indices of the number of employed persons in the national economy by selected PKD 2007/NACE Rev. 2 sections
(01 2024 = 100)



Starting from the data for January 2026, the range of tables attached to the news release has been reduced. Data on the employed persons in the national economy by territorial division, i.e. by administrative and statistical units are available in the Local Data Bank. Detailed data on demographic characteristics of the employed persons will be published once a year – as at 31 December.

In tables attached to this news release, for the first time the selected survey results by PKD 2025/NACE Rev. 2.1 sections were presented. During the transitional period related to the reclassification of national economic entities from PKD 2007/NACE Rev. 2 to PKD 2025/NACE Rev. 2.1, which lasts until 31 December 2026, the data presented in the 'Employed persons in the national economy' survey are, among others, based on correspondence tables between NACE Rev. 2 and NACE Rev. 2.1, available on the Eurostat website:

<https://ec.europa.eu/eurostat/web/nace/correspondence-tables>

The data refer to employed persons in the national economy, living in Poland or abroad. Each employed person is identified once – in the main job.

Data on the employed persons in the national economy refer to persons performing work which brings them earnings (in the form of wages and salaries) or income. Among the employed persons, the following groups are included: employees, i.e. persons employed on the basis of an employment relationship (employment contract, appointment, nomination, election) or a service relationship; self-employed persons including contributing family workers; outworkers; members of farming cooperatives and clergy fulfilling priestly obligations.

In this publication symbols and abbreviated names of PKD 2007/NACE Rev. 2 sections were used marking abbreviations with a 'Δ' symbol. The full names can be found in the list of PKD 2007/NACE Rev. 2 sections below.

Full names of PKD 2007/NACE Rev. 2 sections:

A – Agriculture, forestry and fishing;

B – Mining and quarrying;

C – Manufacturing;

D – Electricity, gas, steam and air conditioning supply;

E – Water supply; sewerage, waste management and remediation activities;

F – Construction;

G – Wholesale and retail trade; repair of motor vehicles and motorcycles;

H – Transportation and storage;

I – Accommodation and food service activities;

J – Information and communication;

K – Financial and insurance activities;

L – Real estate activities;

M – Professional, scientific and technical activities;

N – Administrative and support service activities;

O – Public administration and defence; compulsory social security;

P – Education;

Q – Human health and social work activities;

R – Arts, entertainment and recreation;

S – Other service activities.

The data for the Other service activities (S) section also cover employed persons in the Activities of households as employers; undifferentiated goods- and services-producing activities of households for own use (T) and Activities of extraterritorial organisations and bodies (U) sections.

In the case of quoting Statistics Poland data, please provide information: 'Source of data: Statistics Poland', and in the case of publishing calculations made on data published by Statistics Poland, please provide information: 'Own work based on Statistics Poland data.'

Prepared by:
Statistical Office in Bydgoszcz

Acting Director Katarzyna Klamrowska

Phone: (+48 52) 366 93 90

Issued by:
Press Office

Mobile phone: (+48) 695 255 032

Landline phones: (+48 22) 608 38 04, (+48 22) 449 41 45,
(+48 22) 608 30 09

e-mail: obslugaprasowa@stat.gov.pl

 stat.gov.pl/en/

 [@StatPoland](https://twitter.com/StatPoland)

 [@GlownyUrzadStatystyczny](https://www.facebook.com/GlownyUrzadStatystyczny)

 [@gus_stat](https://www.instagram.com/gus_stat)

 [@GlownyUrzadStatystycznyGUS](https://www.youtube.com/GlownyUrzadStatystycznyGUS)

 [@Glowny Urząd Statystyczny](https://www.linkedin.com/company/Glowny-Urzad-Statystyczny)

Related information

[Methodological report Employment in the national economy](#)

Data available in databases

[Knowledge Databases → Database → Society → Labour Market](#)

[Local Data Bank → Labour Market](#)

[Strateg → Statistics by theme → Labour Market](#)

[Platform SDG – national indicators](#)

[Geostatistics Portal](#)

Terms used in official statistics

[Employed persons in the national economy](#)