

# Blood donation in 2025

09.06.2026

**↑ 2.8%**  
 Increase in donations of blood and its components compared to 2024

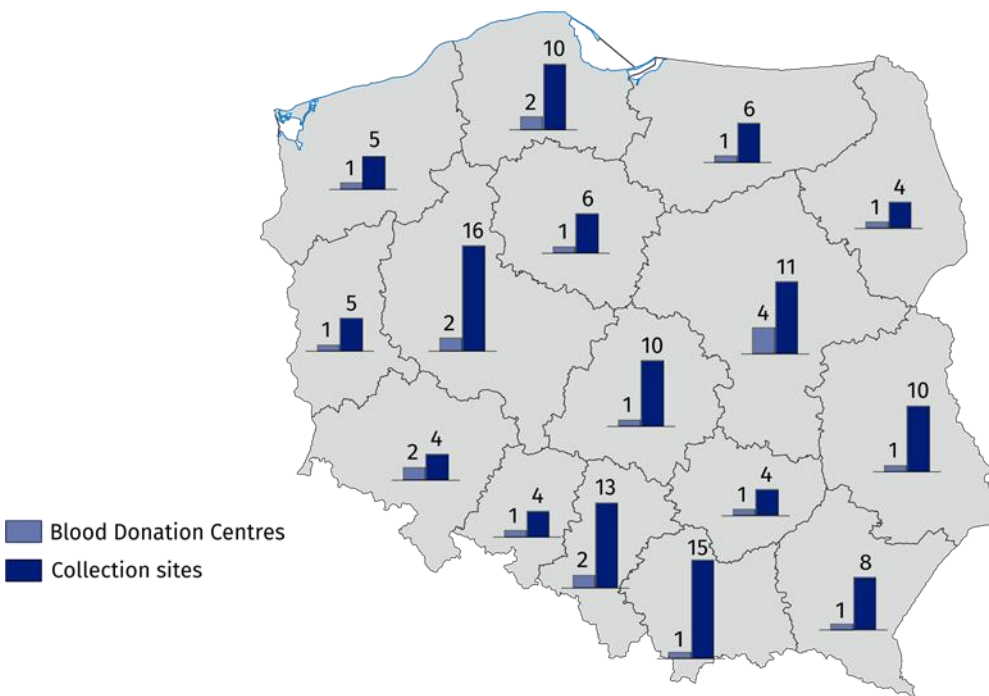
In 2025 blood donors amounted to 651.8 thousand (increase by 0.1% than in previous year). They donated 1,591.9 thousand blood donations and its components which is 43.5 thousand more donations than in 2024.

## Blood Donation Centres

In 2025 there were 23 Blood Donation Centres (including 21 Regional Blood Donation Centres and 2 departmental ones – per one under the responsibility of the Ministry of National Defence and the Ministry of Interior and Administration) and 131 Collection sites (including 7 under the responsibility of the Ministry of National Defence). The number of centres did not change compared to previous year while the number of collection sites has decreased by two sites.

In 2025, there were 23 Blood Donation Centres

**Map 1. Blood Donation Centres and Collection sites by voivodships in 2025**  
 As of 31 December



## Blood donors

In 2025, the population of blood donors amounted to 651.8 thousand people (increase by 0.4 thousand people compared to previous year), including 651.7 thousand honorary blood donors. Among the donors, 81.9% were multiple permanent and repeated donors<sup>1</sup>. The majority of blood donors (408.4 thousand) were aged 25 to 44. People aged 18 to 24 accounted for 98.8 thousand of all blood donors and those aged 45 to 65 – 144.3 thousand<sup>2</sup>.

In 2025, among the population of blood donors there were 62.7% people aged 25 to 44 years

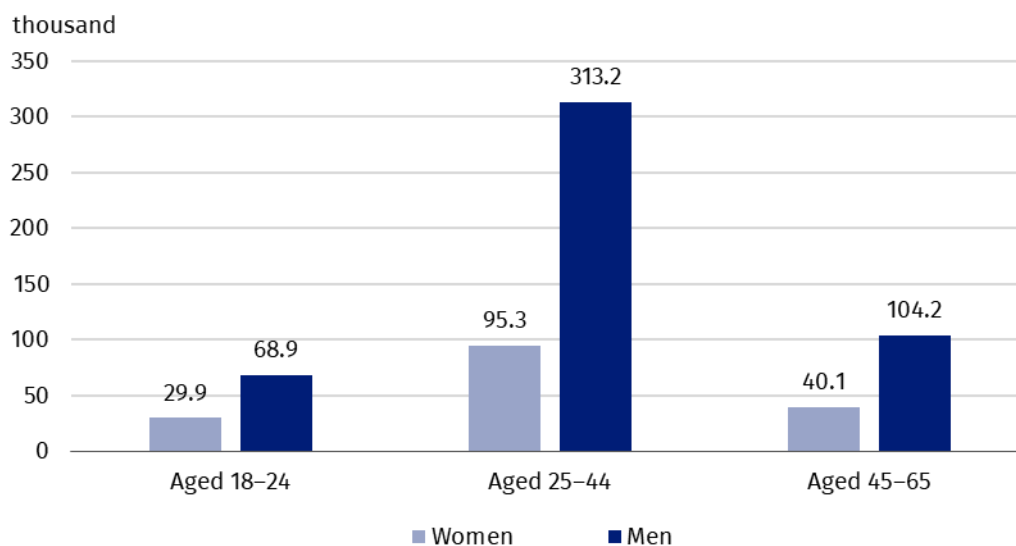
**Table 1. Blood donors, collected blood and prepared blood components**

Specification	2024	2025
	in thousands	
Blood donors	651.4	651.8
Collected blood and its components in donations	1,548.4	1,591.9
Collected whole blood in donations	1,388.2	1,407.3
Red blood cell concentrates in units <sup>a</sup>	1,369.4	1,388.5
Fresh frozen plasma in units <sup>b</sup>	1,692.0	1,756.6

a One unit of red blood cell concentrate equals approximately 250 ml, one litre of red blood cell concentrate equals approximately 4 units.

b One unit of fresh frozen plasma equals approximately 200 ml, one litre of plasma equals approximately 5 units.

**Chart 1. Blood donors by sex and age in 2025**

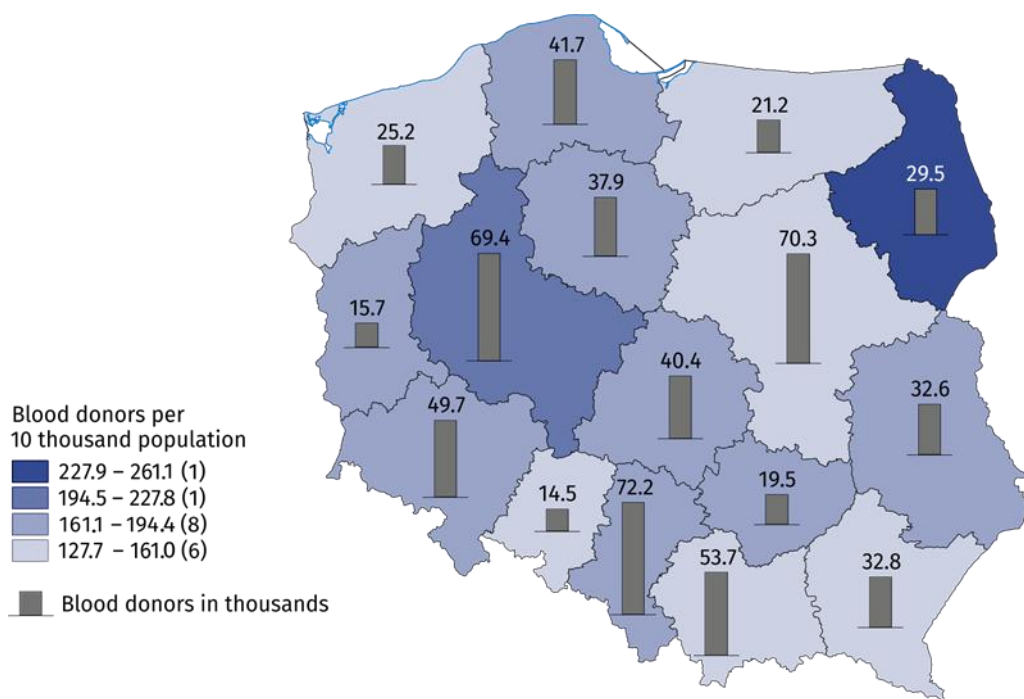


<sup>1</sup> Multiple permanent donor is a person who regularly donates blood (at least 2 times during 24 months), multiple repeated donor is a person who donates blood in term exceeding 2 years since last donation.

<sup>2</sup> In 2025 among all blood donors there were 0.2 thousand people under 18 years or over 65 years.

In the year under review, there were 174 blood donors per 10 thousand population<sup>3</sup> (in 2024 – 173). The maximum number of blood donors per 10 thousand population by localisation of institutions collecting blood (excluding data of the Ministry of National Defence and the Ministry of Interior and Administration)<sup>4</sup> was recorded in Podlaskie voivodship (approximately 261 blood donors per 10 thousand population), while the minimum number – in Mazowieckie voivodship (almost 128 blood donors per 10 thousand population).

**Map 2. Blood donors by voivodships in 2025**



Note. On the voivodships level, data of the Ministry of National Defence (MON) and the Ministry of Interior and Administration (MSWiA) is excluded.

### Collected whole blood in donations

In 2025, there were 1,591.9 thousand whole blood donations and its components (increase by 2.8% compared to 2024) of which 1,407.3 thousand whole blood donations. The most whole blood donation was collected in Śląskie voivodship – 178.1 thousand donations. The inhabitants of three voivodships: Śląskie, Mazowieckie and Wielkopolskie gave a total of 468.5 thousand whole blood donations (33.3% of whole blood collected in Poland). Blood centres subordinated by the Ministry of National Defence and the Ministry of Interior and Administration collected in total 46.8 thousand whole blood donations (3.3% of whole blood collected in Poland).

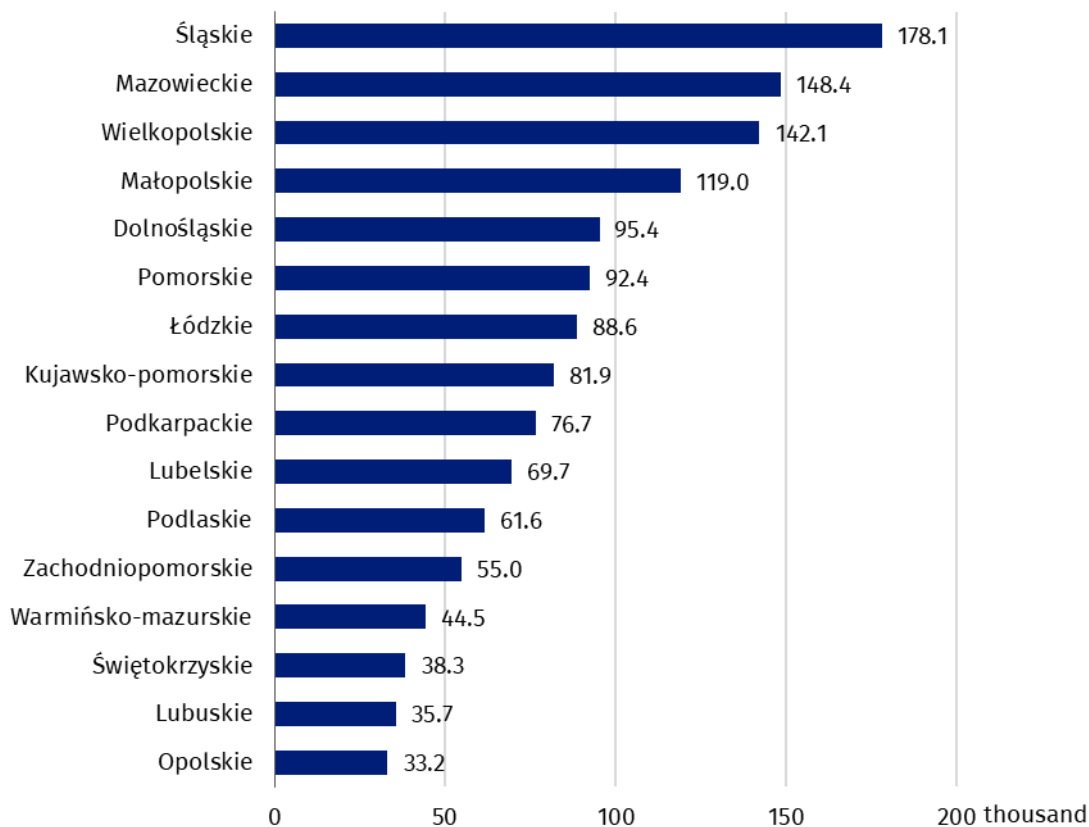
Among all Regional Blood Donation Centres the highest increase in the number of whole blood donation was observed in the Centres located in Śląskie voivodship (increase by 3.5% compared to 2024), and the lowest increase – in Kujawsko-pomorskie voivodship (increase by 0.3% compared to previous year). There were decreases in the number of collected whole blood donations in the Centres from the following voivodships: Mazowieckie, Podlaskie, Wielkopolskie and Warmińsko-mazurskie (respectively: 2.4%, 1.7%, 1.6% and 1.6%).

In 2025 there were 1,407.3 thousand whole blood donations

<sup>3</sup> Population as of 30 of June.

<sup>4</sup> In the blood donation centres subordinated by the Ministry of National Defence and the Ministry of Interior and Administration, there were 25.5 thousand blood donors who accounted for 3.9% of all blood donors.

**Chart 2. Whole blood donations by voivodships in 2025**



In 2025 the most whole blood donation (178.1 thousand) was collected in Śląskie voivodship

Note. On the voivodships level, data of the Ministry of National Defence (MON) and the Ministry of Interior and Administration (MSWiA) is excluded.

Note: Due to data rounding, in some cases the sums of the components may differ slightly from reported "total" values.

In the case of quoting data from the Statistics Poland, please provide information: "Statistics Poland data source", and in the case of publishing calculations made on data published by the Statistics Poland, please provide information: "Own study based on Statistics Poland data".

Prepared by:  
**Statistical Office in Kraków**  
**Director Agnieszka Szlubowska**  
Phone: (+48 12) 420 40 50

Issued by:  
**Press Office**  
Mobile: (+48) 695 255 032  
Phone: (+48 22) 608 38 04, (+48 22) 449 41 45,  
(+48 22) 608 30 09  
**e-mail: [obslugaprasowa@stat.gov.pl](mailto:obslugaprasowa@stat.gov.pl)**

 [stat.gov.pl/en/](https://stat.gov.pl/en/)

 [@StatPoland](https://twitter.com/StatPoland)

 [@GlownyUrzadStatystyczny](https://www.facebook.com/GlownyUrzadStatystyczny)

 [@gus\\_stat](https://www.instagram.com/gus_stat)

 [@GłównyUrządStatystycznyGUS](https://www.youtube.com/GlownyUrzadStatystycznyGUS)

 [@Główny Urząd Statystyczny](https://www.linkedin.com/company/Glowny-Urzad-Statystyczny)

#### **Related information**

[Health and health care in 2024](#)

[Methodological report. Health and health care statistics – Statistics Poland's reports](#)

#### **Data available in databases**

[Knowledge Databases -> Society -> Health and Health care](#)

#### **Terms used in official statistics**

[The Blood Donation Centres](#)

[Donation](#)

[Blood donor](#)

[Blood donation](#)