

# Gross Domestic Product in the 1st quarter of 2026. Preliminary estimate

**01.06.2026**

**3.5%**
**GDP growth in the 1st quarter of 2026**

**Seasonally unadjusted gross domestic product (GDP) in the 1st quarter of 2026 was 3.5% higher year-on-year, compared with an increase of 3.2% in the corresponding quarter of 2025 (at constant average prices of the previous year).**

In the 1st quarter of 2026 seasonally adjusted GDP (constant prices, reference year 2020) was higher by 0.6% than in the previous quarter and it was 3.5% higher than in the 1st quarter of the previous year.

**Table 1. Seasonally unadjusted GDP; constant average prices of the previous year**

Specification	2024				2025				2026
	Q1	Q2	Q3	Q4	Q1	Q2	Q3	Q4	Q1
	corresponding quarter of previous year = 100								
GDP growth rate	102.5	103.6	103.0	103.7	103.2	103.3	103.8	104.1	103.5

**Table 2. Seasonally adjusted GDP; constant prices, reference year 2020**

Specification	2024				2025				2026
	Q1	Q2	Q3	Q4	Q1	Q2	Q3	Q4	Q1
	previous quarter = 100								
GDP growth rate	101.0	101.6	99.9	101.4	100.8	100.8	101.1	101.0	100.6
	corresponding quarter of previous year = 100								
GDP growth rate	102.0	104.2	102.2	104.0	103.7	102.9	104.1	103.7	103.5

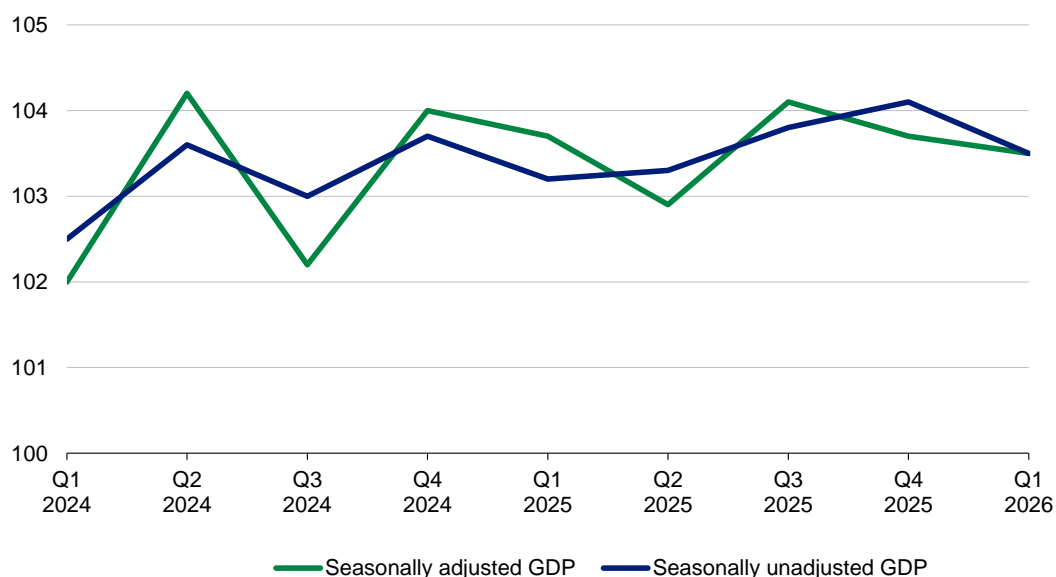
The growth rate of seasonally unadjusted real GDP in the 1st quarter of 2026, compared with that published on 14 May in the flash estimate of GDP, increased by 0.1 percentage points and amounted to 103.5

GDP growth in the 1st quarter of 2026 was influenced by 3.7% increase of domestic uses (in the 4th quarter of 2025 the increase of 4.6% was recorded). Final consumption expenditure was higher by 3.9% than a year earlier following an increase of 5.3% in the 4th quarter of 2025) and gross capital formation by 2.7% (following an increase of 2.3% in the 4th quarter of 2025). Consumption expenditure in the households sector was higher by 3.3% and public consumption expenditure by 6.0% (in the 4th quarter of 2025 by 4.3% and 7.7% respectively). Gross fixed capital formation increased by 2.4% (following an increase of 6.6% in the 4th quarter of 2025). Investment ratio (relation of gross fixed capital formation to gross domestic product at current prices) amounted to 12.9% against 13.2% in the previous year.

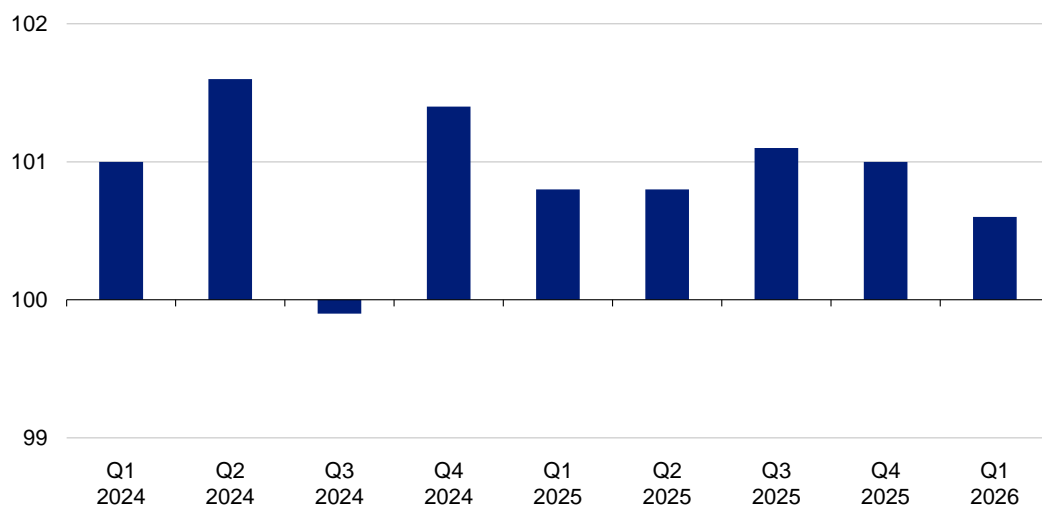
The impact of domestic uses was positive and amounted to + 3.5 percentage points (in the 4th quarter of 2025 it amounted to +4.4 percentage points). It came from the positive impact of final consumption expenditure and gross capital formation. The impact of final consumption expenditure was +3.2 percentage points (against +3.8 percentage points in the 4th quarter of 2025) of which the impact of consumption expenditure in the households sector was +2.0 percentage points and the impact of public consumption expenditure was +1.2 percentage points (+2.1 and +1.7 percentage points respectively in the 4th quarter of 2025). The contribution of gross fixed capital formation was +0.3 percentage points (against +1.5 percentage points in the 4th quarter of 2025) and the impact of changes in inventories was neutral (against -0.9 percentage points in the 4th quarter of 2025). As a consequence, the contribution of gross capital formation to GDP growth was positive and amounted to +0.3 percentage points (against +0.6 percentage points in the 4th quarter of 2025). In the 1st quarter of 2026, net exports had no contribution to the economic growth (against - 0.3 percentage points in the 4th quarter of 2025).

In the 1st quarter of 2026 domestic uses were the main driver of economic growth. Household consumption expenditure increased on an annual basis by 3.3%, while investments rose by 2.4%

**Chart 1. Gross domestic product volume growth rate, seasonally adjusted and unadjusted (the corresponding quarter of the previous year = 100)**



**Chart 2. Gross domestic product volume growth rate, seasonally adjusted  
(the previous quarter = 100)**



**Seasonally adjusted GDP (previous quarter = 100, constant prices with reference year 2020)**

In the 1st quarter of 2026, compared to the previous quarter, seasonally adjusted GDP increased by 0.6%.

Gross value added in national economy in the 1st quarter of 2026, compared to the previous quarter, increased by 0.6% of which:

- in transportation and storage by 0.7%,
- in public administration and defense, compulsory social security, education, human health and social work activities increased altogether by 1.0%.

Gross value added in national economy, compared to the previous quarter, decreased:

- in industry by 2.0%,
- in construction by 2.1%,
- in trade and repair by 0.2%,
- in financial and insurance activities by 0.6%.

Domestic uses in the 1st quarter of 2026 increased by 0.1% compared to the previous quarter.

In the 1st quarter of 2026 final consumption expenditure increased by 0.3% compared to the 4th quarter of 2025, of which consumption expenditure in the households sector by 0.2% and public consumption expenditure by 1.2%.

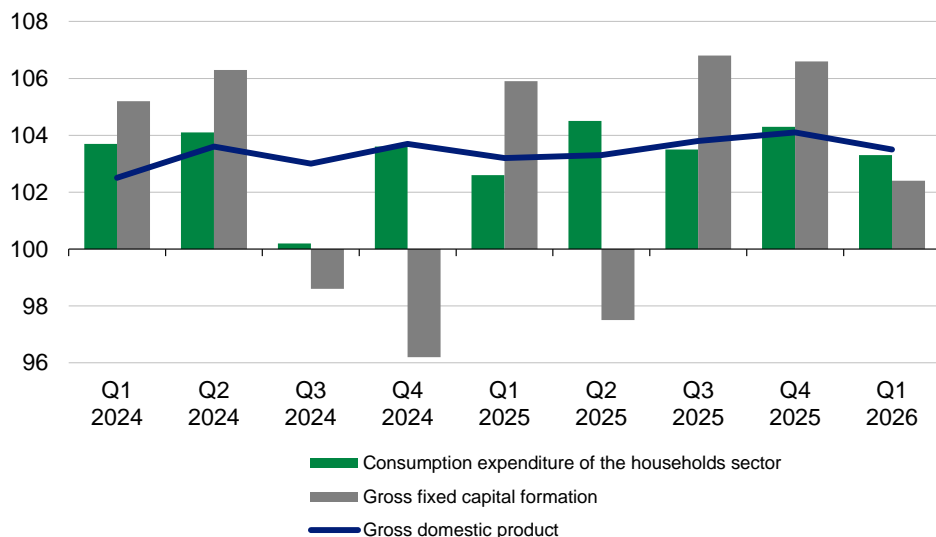
Gross capital formation in the 1st quarter of 2026 increased by 1.2%, of which gross fixed capital formation increased by 0.3%.

The attached tables 1 and 2 present GDP volume growth rates and its selected components, seasonally unadjusted, seasonally adjusted and trend at constant prices of 2020 with the previous quarter=100 and corresponding quarter of the previous year=100.

### Seasonally unadjusted GDP (constant average prices of the previous year)

According to the preliminary estimate, GDP in the 1st quarter of 2026 was 3.5% higher than in the corresponding quarter of the previous year.

Chart 3. GDP volume growth rate (the corresponding quarter of the previous year = 100)



Gross value added in national economy in the 1st quarter of 2026 was 3.3% higher than in the corresponding quarter of 2025, of which:

- in industry by 4.1%,
- in trade and repair by 4.7%,
- in transportation and storage by 3.0%,
- in public administration and defense, compulsory social security, education, human health and social work activities taken together by 4.5%.

Gross value added decreased in construction by 4.5% and in financial and insurance activities by 3.4%.

In the other sections of the market services sector, gross value added increased altogether by 4.0%.

Detailed data for GDP time series and its components at current prices as well as volume growth rates (corresponding quarter of the previous year = 100, constant average prices of the previous year) is presented in tables 3 and 4. Table 5 includes contribution to GDP volume growth rate.

Seasonal adjustment procedure can cause revisions to historical GDP growth rates and GDP components when later quarterly observations become available or the past unadjusted data are revised.

When quoting Statistics Poland data, please provide the information: "Source of data: Statistics Poland", and when publishing calculations made on data published by Statistics Poland, please include the following disclaimer: "Own study based on figures from Statistics Poland".

Growth above the average was recorded, among others, in industry, trade and repair and in public administration and defense, compulsory social security, education, human health and social work activities in total

Prepared by:  
**National Accounts Department**

**Director Ewa Soroczyńska**

Phone: (+48 22) 608 31 17

Issued by:  
**Press Office**

Mobile: (+48) 695 255 032

Phone: (+48 22) 608 38 04, (+48 22) 449 41 45,  
(+48 22) 608 30 09

**e-mail: [obslugaprasowa@stat.gov.pl](mailto:obslugaprasowa@stat.gov.pl)**

 [stat.gov.pl/en/](https://stat.gov.pl/en/)

 [@StatPoland](https://twitter.com/StatPoland)

 [@GlownyUrzadStatystyczny](https://www.facebook.com/GlownyUrzadStatystyczny)

 [@gus\\_stat](https://www.instagram.com/gus_stat)

 [@GłównyUrządStatystycznyGUS](https://www.youtube.com/GlownyUrzadStatystycznyGUS)

 [@Główny Urząd Statystyczny](https://www.linkedin.com/company/Glowny-Urzad-Statystyczny)

#### **Related information**

[Flash estimate of Gross Domestic Product in the 1st quarter of 2026](#)

#### **Data available in databases**

[Knowledge database-National Accounts](#)

#### **Terms used in official statistics**

[Gross domestic product](#)

[Gross value added](#)

[Gross capital formation](#)