

Outpatient health care in 2025

28.05.2026


4.3%

Increase in the number of specialised doctors consultations compared to 2024

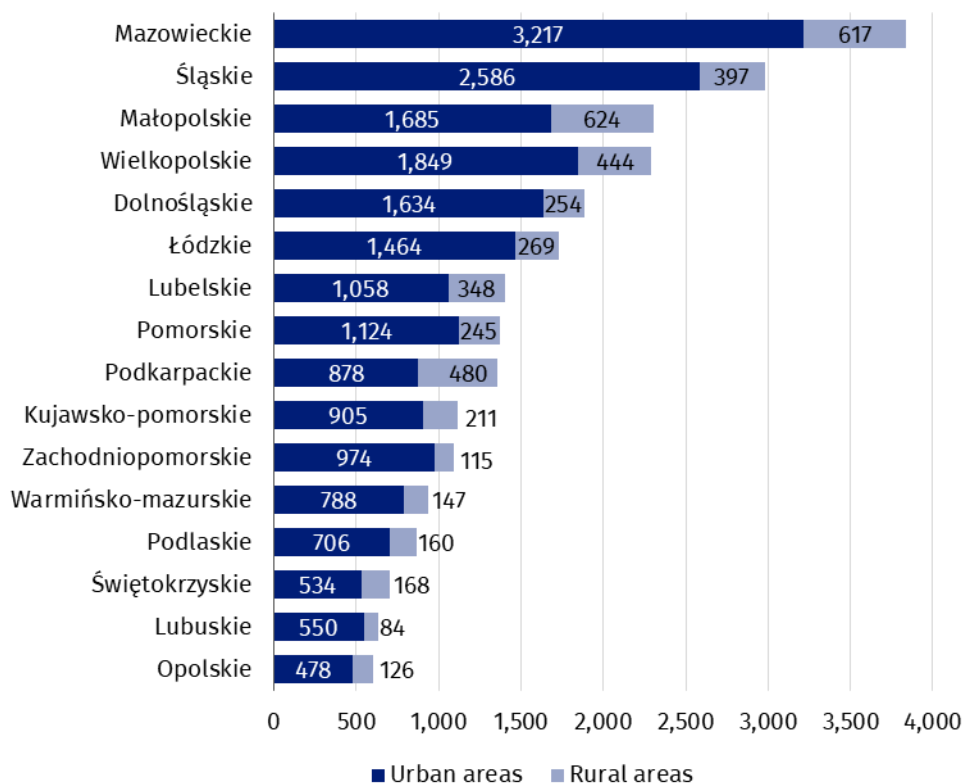
At the end of 2025, outpatient health care was carried out by 25,119 outpatient departments, 486 doctors practises and 2,411 dentists practises providing services funded by public sources. During the year, 330.7 million doctors consultations and 38.0 million stomatological consultations were provided (increase of 1.8% and 6.0% respectively). Almost 9% of total doctors consultations in primary health care were provided via telephone.

Outpatient departments and medical practices

At the end of 2025, 28,016 providers of ambulatory health care were operating – 25,119 outpatient departments, 486 doctors' practices and 2,411 dentists practices providing services funded by public sources. Compared to previous year the number of outpatient departments increased by 894 providers (3.7%) while the number of doctors and dentists practices decreased by 143 (4.7%). 22,561 providers of ambulatory health care were located in urban areas (80.5%), and 5,455 in rural areas (19.5%).

At the end of 2025, outpatient consultations were provided by 28,016 providers

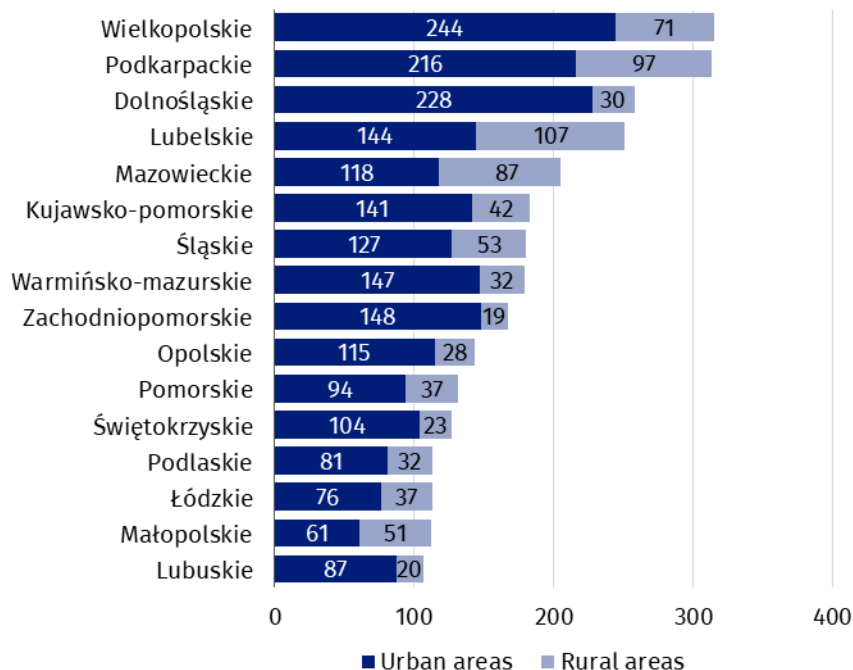
Chart 1. Outpatient departments in urban areas and rural areas by voivodships in 2025
As of 31 December



The most outpatient departments were operating in Mazowieckie Voivodship (3,834), and the lowest – in Opolskie Voivodship (604). The highest number of doctors' and dentists' practices providing health services funded by public sources was in Wielkopolskie Voivodship (315), while the lowest – in Lubuskie Voivodship (107).

Chart 2. Doctors and dentists practises providing health services funded by public sources in urban areas and rural areas by voivodships in 2025

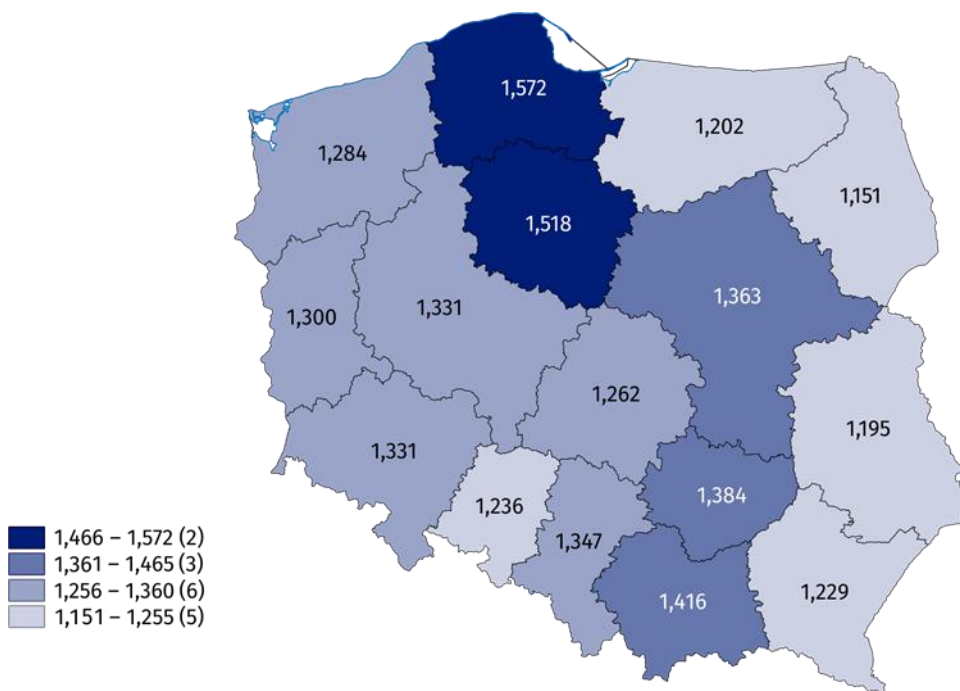
As of 31 December



The number of population per one provider of ambulatory health care amounted to 1,333 persons¹ (by 42 less than in 2024). The highest value per one outpatient department as well as practice was recorded in Pomorskie Voivodship (1,572 persons), while the lowest – in Podlaskie Voivodship (1,151).

Map 1. The number of population per 1 provider of ambulatory health care by voivodships in 2025

As of 31 December



As of 31 December 2025 there were 1,333 persons per one provider of ambulatory health care

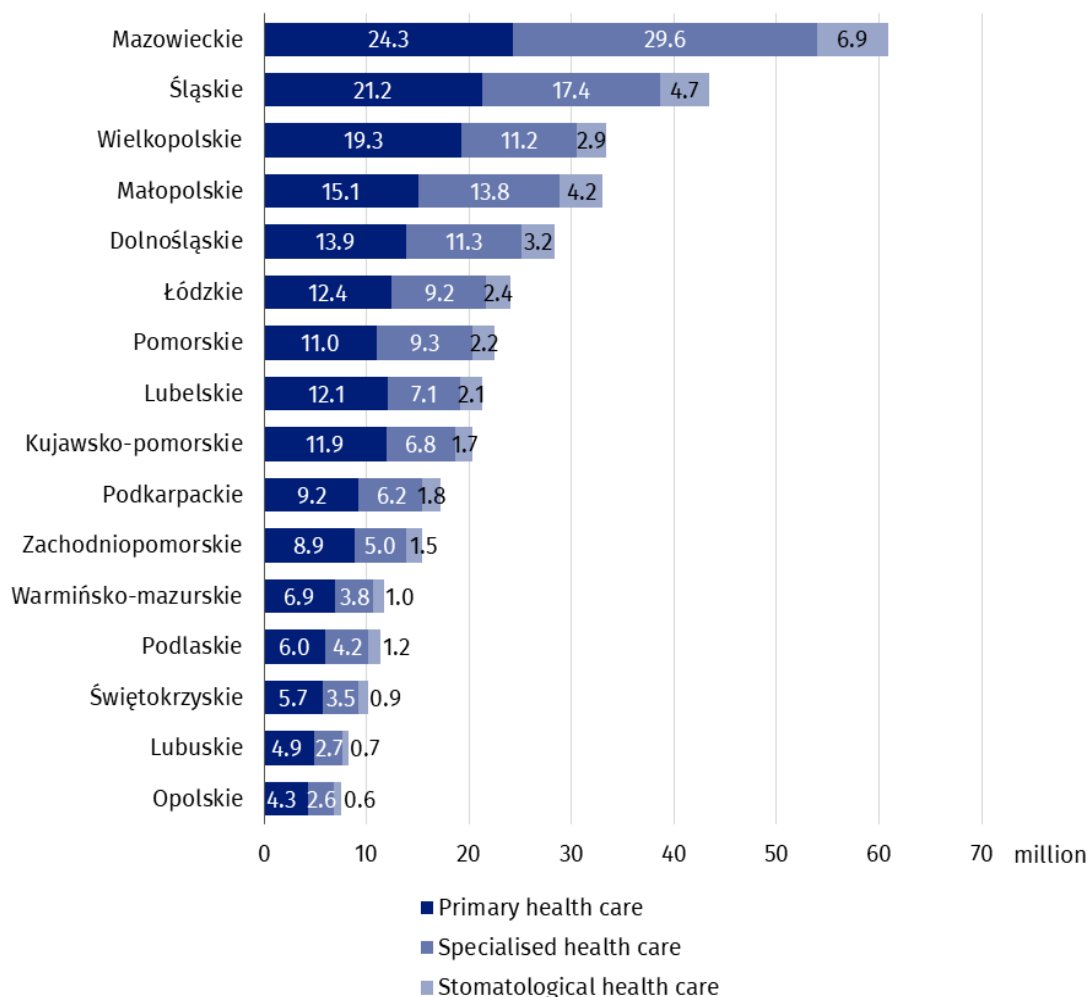
¹ Population as of 31 December.

Outpatient consultations

In 2025, there were 368.6 million outpatient consultations in both outpatient departments and practices – 330.7 million doctors consultations (increase of 1.8% compared to 2024) and 38.0 million stomatological consultations (by 6.0% more than in previous year). 187.0 million doctors consultations were in primary health care² (similarly to 2024), and 143.7 million in specialised health care (increase of 4.3% compared to the previous year).

In 2025, there were provided 368.6 million consultations in outpatient health care

Chart 3. Outpatient consultations by type of consultation and voivodships in 2025

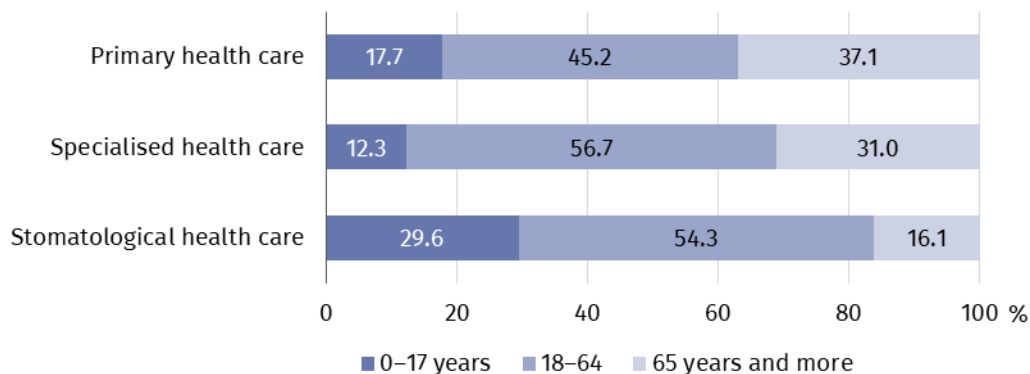


The highest number of outpatient consultations (60.8 million) was provided in Mazowieckie Voivodship

In primary health care children and youth in age up to 18 years had 33.1 million consultations (decrease of 10.7% compared to 2024), while people aged 65 years and more – 69.4 million (by 3.1% more than a year earlier). There were 17.6 million specialised consultations provided to children and youth in age up to 18 years (similarly to 2024) and 44.5 million consultations provided to people aged 65 years and more (by 4.7% more than in previous year).

² Including holiday and night time medical services. There are health care benefits in primary health care, provided from 6 pm to 8 am on the following day and 24 hours on public holidays. Including also holiday and night time medical services given as a subcontract with a hospital.

Chart 4. Outpatient consultations by type of consultation and patients' age in 2025

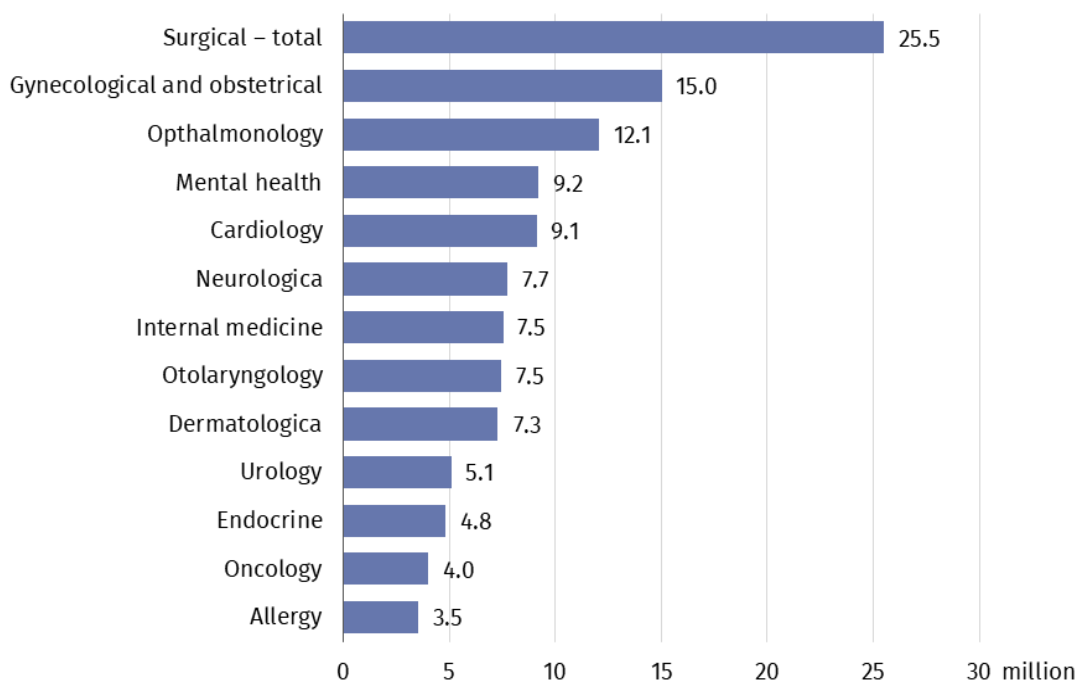


In 2025, 16.8 million doctors consultations in primary health care and 10.0 million in specialised health care were provided via telephone (by 4.4% and 6.6% respectively more than in previous year). 23.0 thousand stomatological consultations were provided remotely³ (by 12.2% less than in 2024).

In specialised health care, the highest share of consultations was in surgical clinics (17.8%). A large number of consultations were also recorded in gynecological and obstetrical clinics (10.4%) and ophthalmology clinics (8.4%).

In 2025 the highest number of doctors' consultations in specialised outpatient health care were provided in surgical clinics (25.5 million)

Chart 5. Selected specialised doctors consultations by type of clinic in 2025

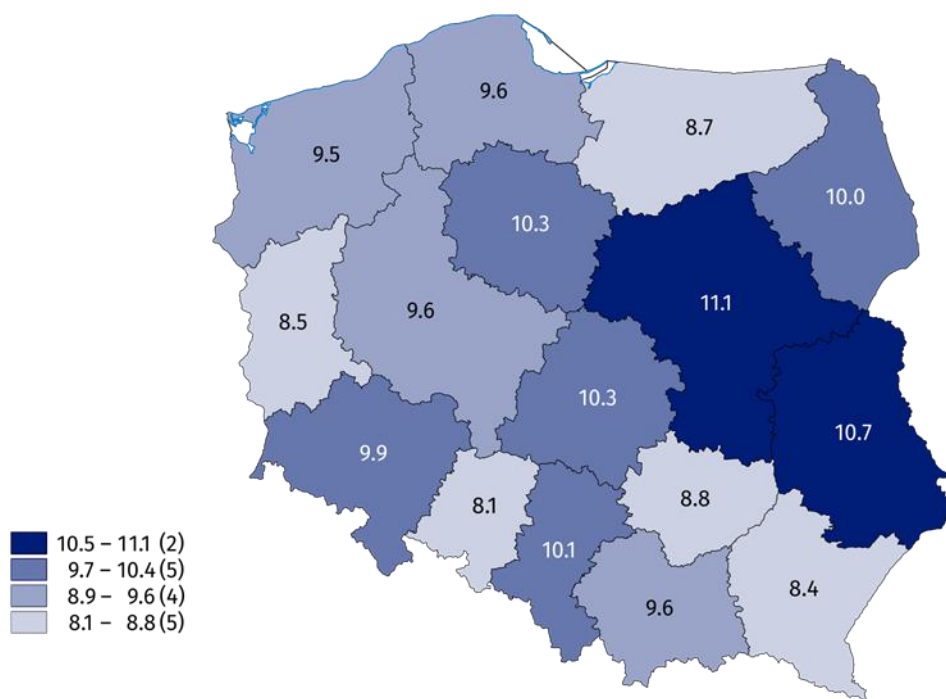


In 2025 the average number of outpatient consultations per capita⁴ was 9.9. The highest value was recorded in Mazowieckie Voivodship (11.1), while the lowest – in Opolskie Voivodship (8.1).

³ Teleconsultation in stomatological health care involves, among other things, discussing imaging test results and recommending a course of action until an in-person visit takes place.

⁴ Population as of 30 June.

Map 2. Outpatient consultations per capita by voivodships in 2025




In 2025, the average number of outpatient consultations per capita was almost 10

Note: Due to data rounding, in some cases the sums of the components may differ slightly from the reported "total" values.

In the case of quoting data from the Statistics Poland, please provide information: "Statistics Poland data source", and in the case of publishing calculations made on data published by the Statistics Poland, please provide information: "Own study based on Statistics Poland data".

Prepared by:
Statistical Office in Kraków
Director Agnieszka Szlubowska
Phone: (+48 12) 420 40 50

Issued by:
Press Office
Mobile: (+48) 695 255 032
Phone: (+48 22) 608 38 04, (+48 22) 449 41 45,
(+48 22) 608 30 09
e-mail: obslugaprasowa@stat.gov.pl

-  stat.gov.pl/en/
-  [@StatPoland](https://twitter.com/StatPoland)
-  [@GlownyUrzadStatystyczny](https://www.facebook.com/GlownyUrzadStatystyczny)
-  [@gus_stat](https://www.instagram.com/gus_stat)
-  [@GlownyUrzadStatystycznyGUS](https://www.youtube.com/@GlownyUrzadStatystycznyGUS)
-  [@Glowny Urząd Statystyczny](https://www.linkedin.com/company/Glowny-Urzad-Statystyczny)

Related information

[Health and health care in 2024](#)

[Methodological report. Health and health care statistics – Statistics Poland's reports](#)

Data available in databases

[Local Data Bank -> Health care, social welfare and benefits to the family](#)

[Knowledge Databases -> Society -> Health and health care](#)

Terms used in official statistics

[Specialised out-patient services](#)

[Out-patient health care services](#)

[Primary health care](#)

[Consultation](#)

[Medical practice](#)

[An out-patient department](#)

[Teleconsultation](#)