

Therapeutic activities of health resort facilities and inpatient rehabilitation facilities in 2025

24.04.2026


1.5%

Decrease in the number of inpatients in health resort facilities compared to 2024

At the end of 2025, there were operating 263 health resort facilities. 878.1 thousand patients were admitted to health resort facilities during a year, of which 786.7 thousand were inpatients. 91.4 thousand outpatients were treated in health resort facilities (by 7.2% more than in 2024). 79.6 thousand inpatients were treated in 52 inpatient rehabilitation facilities.

Health resort facilities

As of 31 December 2025, there were operating 41 health resort hospitals (of which 3 for children), 191 health resort sanatoriums (of which two for children and one in underground mining excavations), 10 outpatient health resort units and 21 natural healing centres which conduct their treatment in health resort complexes¹. At the end of the year there were 45.9 thousand health resort beds in health resort hospitals and sanatoriums (by 0.4% less in relation to the previous year). 786.7 thousand inpatients were treated during the year (by 1.5% less than in 2024). Women accounted for 60.7% of the total inpatients being treated, while people aged 65 years and over – 60.5%. Average length of stay of inpatients was 16 days (similarly to previous year).

Health resort facilities located in Zachodniopomorskie voivodship had the largest number of beds (11.1 thousand) and recorded the highest number of inpatients (212.4 thousand persons). A significant number of inpatients was also recorded in Kujawsko-Pomorskie (163.7 thousand), as well as in Dolnośląskie and Małopolskie (91.6 thousand each). In total there were 69.3% of beds in health resort facilities in the above-mentioned four voivodships on which 71.1% of inpatients were admitted.

In Poland 3.4% inpatients treated in health resort facilities were foreigners. The vast majority of foreigners (92.9%) were admitted to health resort facilities in two voivodships: Zachodniopomorskie and Dolnośląskie.

45.9 thousand beds were in health resort hospitals and sanatoriums

¹ Medical services provided in natural healing centres operating as a functional unit of the health resort hospital, sanatorium or outpatient health resort unit, are counted together with the main unit.

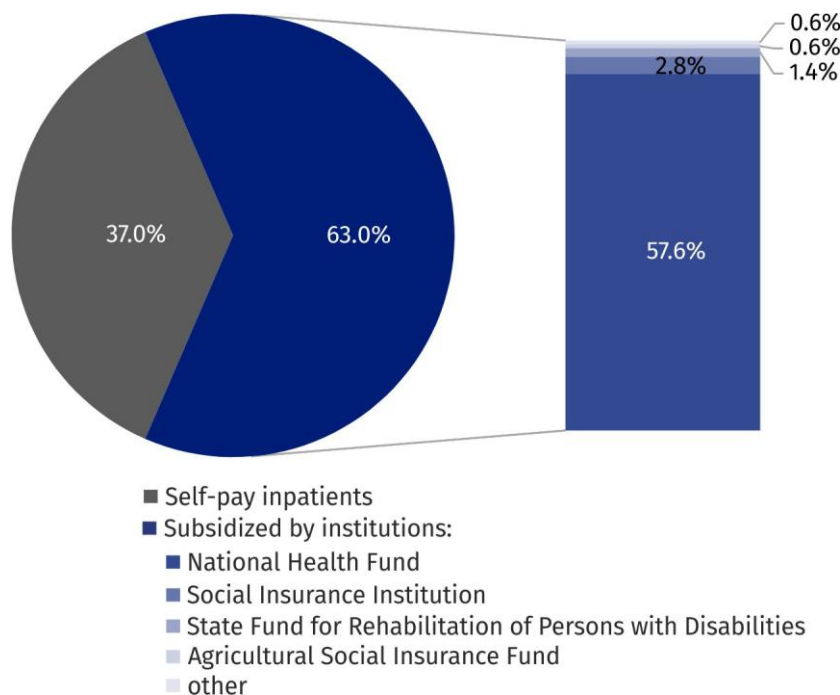
Table 1. Activities of health resort facilities by type of facility in 2025

Specification	Health resort hospitals	Health resort sanatoriums	Outpatient health resort units	Natural healing centres
Health resort facilities (as of 31 December)	41	191	10	21
Beds in thousands (as of 31 December)	7.8	38.2	–	–
Inpatients in thousands (during a year)	108.6	678.0	–	–
Average length of stay of inpatients in days (during a year)	19.0	15.4	–	–
Outpatients in thousands (during a year)	3.3	29.3	17.2	41.6

Average length of stay of inpatients in health resort facilities was 16 days

Note: Due to data rounding, in some cases sums of components may slightly differ from the amount given in the item "total".

Chart 1. Inpatients treated in health resort facilities by type of financing in 2025



In 2025, 453.4 thousand inpatients were subsidized by the National Health Fund (by 1.2% less than in the previous year), while the number of self-pay inpatients² amounted to

² Patients cover the entire cost of their stay.

290.7 thousand (by 0.5% less). The Social Insurance Institution subsidized inpatient treatment for 21.7 thousand persons (by 17.2% less than in 2024).³

91.4 thousand outpatients were treated in health resort facilities (by 7.2% more than in 2024). Almost 78% of them were admitted to outpatient health resort units and natural healing centres. Health resort facilities in Dolnośląskie voivodship recorded the highest number of outpatients (35.2 thousand).

Table 2. Activities of health resort facilities by voivodships in 2025

Specification	Beds (as of 31 December)	Inpatients	Outpatients	Average length of stay of inpatients (in days)
	in thousands			
Poland	45.9	786.7	91.4	15.9
Dolnośląskie	6.0	91.6	35.2	16.8
Kujawsko-pomorskie	8.8	163.7	13.2	15.8
Lubelskie	1.4	22.4	3.8	17.6
Łódzkie	0.1	1.9	0.6	17.5
Małopolskie	5.9	91.6	15.8	17.8
Mazowieckie	0.2	2.4	0.6	20.9
Podkarpackie	4.1	58.8	3.3	19.2
Podlaskie	0.5	11.6	0.5	12.9
Pomorskie	1.3	23.9	3.6	15.5
Śląskie	2.4	33.9	1.5	17.3
Świętokrzyskie	3.5	68.7	5.7	15.4
Warmińsko-mazurskie	0.5	3.8	–	21.1
Zachodniopomorskie	11.1	212.4	7.6	13.7

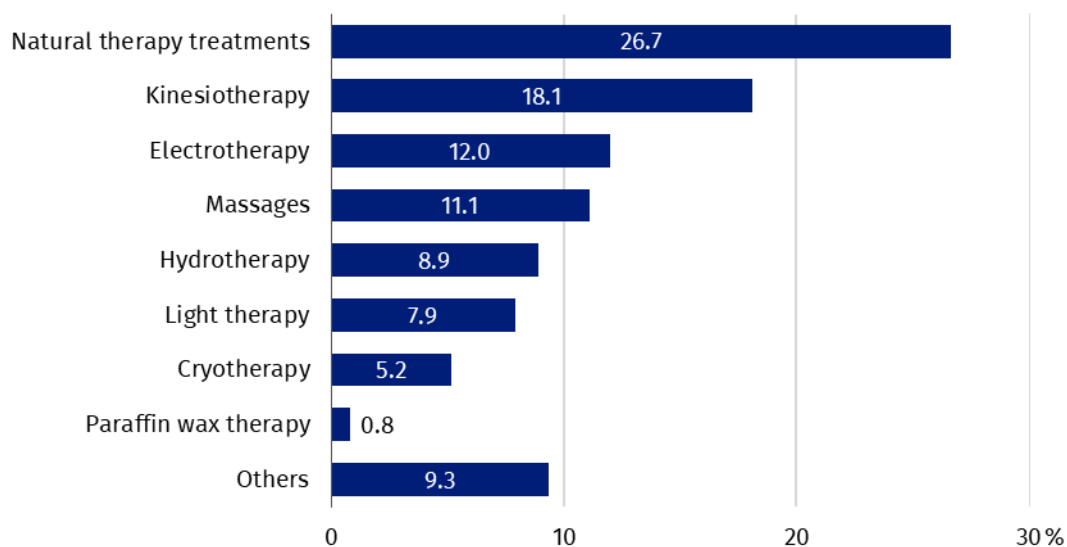
Note: In three voivodships (Lubuskie, Opolskie, Wielkopolskie) the health resort facilities do not occur. Due to data rounding, in some cases sums of components may slightly differ from the amount given in the item "total".

In 2025, 36.4 million treatment services were provided in health resort facilities (by 3.0% less than in the previous year). As in the previous year, the largest number of natural therapy treatments were performed (9.7 million), including mud therapy (4.4 million) and mineral baths (2.5 million). Kinesiotherapy (6.6 million), electrotherapy (4.4 million), massages (4.0 million), other therapeutic treatments and activities (3.4 million), hydrotherapy (3.2 million) and light therapy (2.9 million) were also popular.

³ In the case of children and continuation of hospital treatment in health resort facilities by adults (NFZ referrals), as well as in the case of pension prevention (ZUS/KRUS referrals), the stays were fully financed by these institutions.

The most inpatients were treated in health resort facilities in Zachodniopomorskie voivodship (212.4 thousand)

Chart 2. Treatment services provided in health resort facilities by type of service in 2025



36.4 million treatment services were provided in health resort facilities

Inpatient rehabilitation facilities

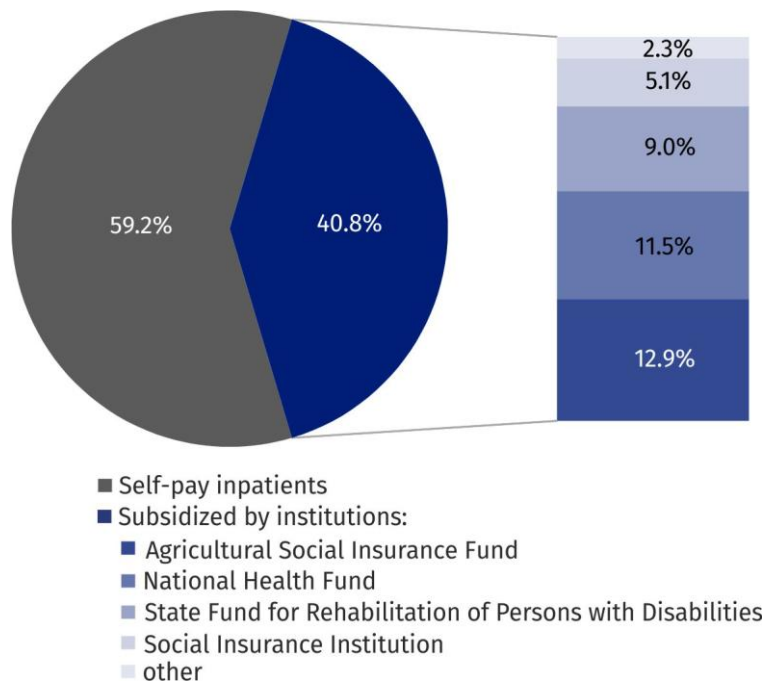
As of the end of 2025, 52 inpatient rehabilitation facilities were in operation (by 3 more than in the previous year), in which there were 5.7 thousand health resort beds (by 5.4% more than in the previous year). During the year 79.6 thousand patients were admitted (by 8.2% less than in 2024), of whom 69.8 thousand were inpatients and 9.8 thousand outpatients.

Women accounted for 56.6% of the total inpatients being treated, while people aged 65 years and over – 48.5%. Average length of stay of inpatients was 15 days.

In inpatient rehabilitation facilities, most inpatients treated belonged to self-pay inpatients – 41.3 thousand. Among institutions subsidized inpatients, the Agricultural Social Insurance Fund subsidized 9.0 thousand patients, the National Health Fund – 8.1 thousand, the State Fund for Rehabilitation of Persons with Disabilities – 6.3 thousand and the Social Insurance Institution – 3.6 thousand.

3.6 million medical services were provided in inpatient rehabilitation facilities during the year (by 2.7% less than in 2024), most of them belonged to kinesiotherapy (28.9%).

Chart 3. Inpatients treated in inpatient rehabilitation facilities by type of financing in 2025



5.7 thousand beds were in inpatient rehabilitation facilities

In the case of quoting data from the Statistics Poland, please provide information: "Statistics Poland data source", and in the case of publishing calculations made on data published by the Statistics Poland, please provide information: "Own study based on Statistics Poland data".

Prepared by:
Statistical Office in Kraków
Director Agnieszka Szlubowska
Phone: (+48 12) 420 40 50

Issued by:
Press Office
Mobile: (+48) 695 255 032
Phone: (+48 22) 608 38 04, (+48 22) 449 41 45,
(+48 22) 608 30 09
e-mail: obslugaprasowa@stat.gov.pl

-  stat.gov.pl/en/
-  [@StatPoland](https://twitter.com/StatPoland)
-  [@GlownyUrzadStatystyczny](https://www.facebook.com/GlownyUrzadStatystyczny)
-  [@gus_stat](https://www.instagram.com/gus_stat)
-  [@GłównyUrządStatystycznyGUS](https://www.youtube.com/GlownyUrzadStatystycznyGUS)
-  [@Główny Urząd Statystyczny](https://www.linkedin.com/company/Glowny-Urzad-Statystyczny)

Related information

[Health and health care in 2024](#)

[Methodological report. Health and health care statistics – Statistics Poland’s reports](#)

Data available in databases

[Local Data Bank -> Health care, social welfare and benefits to the family](#)

[Knowledge Databases -> Society -> Health and health care](#)

Terms used in official statistics

[Patient in health resort](#)

[Health resort treatment](#)

[Inpatient rehabilitation facility](#)

[Health resort facility](#)