

# Cinematography in 2025

24.04.2026

**↑ 0.3%**

Increase in the number of audience in indoor cinemas in comparison to 2024

As of the end of 2025, there were 534 indoor cinemas in Poland with 1.5 thousand screens and 285.4 thousand seats for the audience. During the year, 2.2 million film screenings were shown, watched by 49.7 million viewers. The number of films produced for cinema and television amounted to 302 (15.3% more than in the previous year).

## Cinemas activity

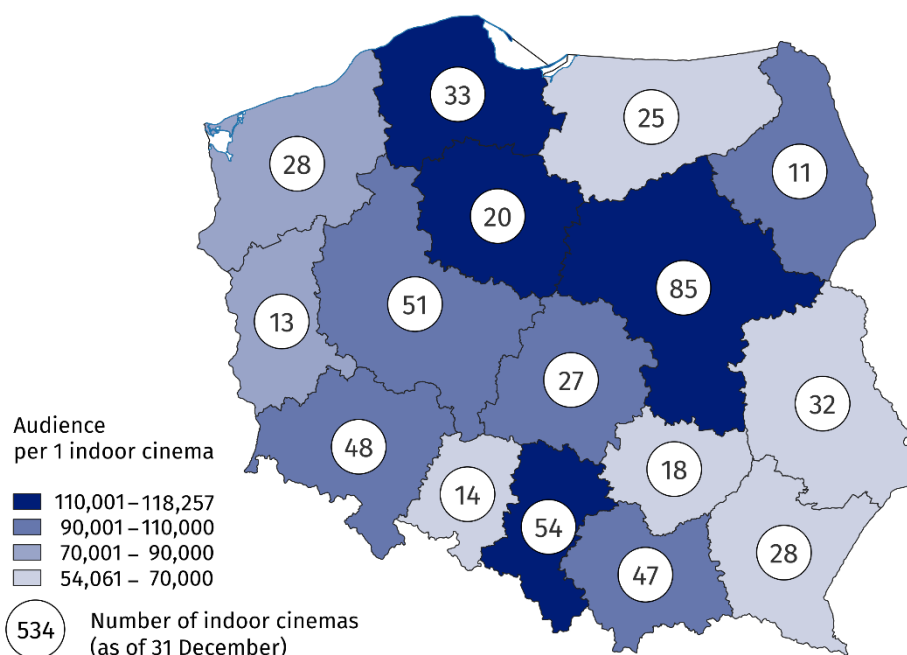
As of the end of 2025, there were 534 indoor cinemas operating in Poland. The largest number of indoor cinemas operated in Mazowieckie Voivodship (85), and the lowest in Podlaskie Voivodship (11). Indoor cinemas had 1.5 thousand screens and 285.4 thousand seats for the audience.

During the year, indoor cinemas attracted 49.7 million viewers (0.3% more than in 2024), with the largest number of viewers visiting cinemas from Mazowieckie Voivodship (9.5 million), and the fewest from Opolskie Voivodship (0.8 million). The largest number of audience per one indoor cinema was recorded in Kujawsko-pomorskie Voivodship (118.3 thousand) and the lowest in Świętokrzyskie Voivodship (54.1 thousand).

2.2 million screenings were shown in indoor cinemas (1.7% less compared to 2024). The highest number of screenings was recorded in cinemas in Mazowieckie Voivodship (390.5 thousand) and the lowest in Lubuskie Voivodship (38.3 thousand).

Indoor cinemas in Mazowieckie Voivodship gathered almost one-fifth of the total number of audience

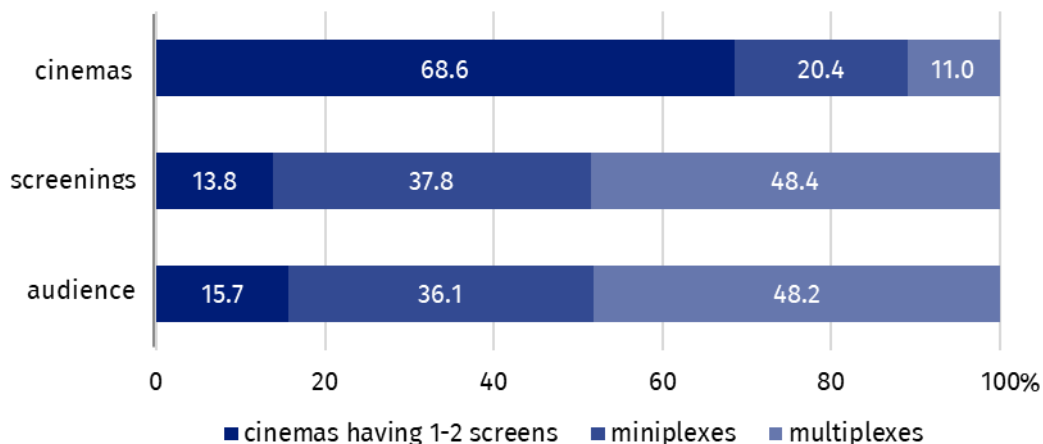
Map 1. Indoor cinemas and audience in 2025



In the reported year, there were 366 indoor cinemas with one or two screens, 109 miniplexes (with 3 to 7 screens) and 59 multiplexes (with 8 or more screens). Multiplexes displayed 48.4% of the total number of screenings, watched by 48.2% of the total audience. Miniplexes displayed 37.8% of screenings, watched by 36.1% of audience. One multiplex had an average of 2.0 thousand seats for the audience, displayed an average of 17.7 thousand screenings and was visited by 405.7 thousand audience.

**Chart 1. Indoor cinemas, screenings and audience in 2025**

As of 31 December

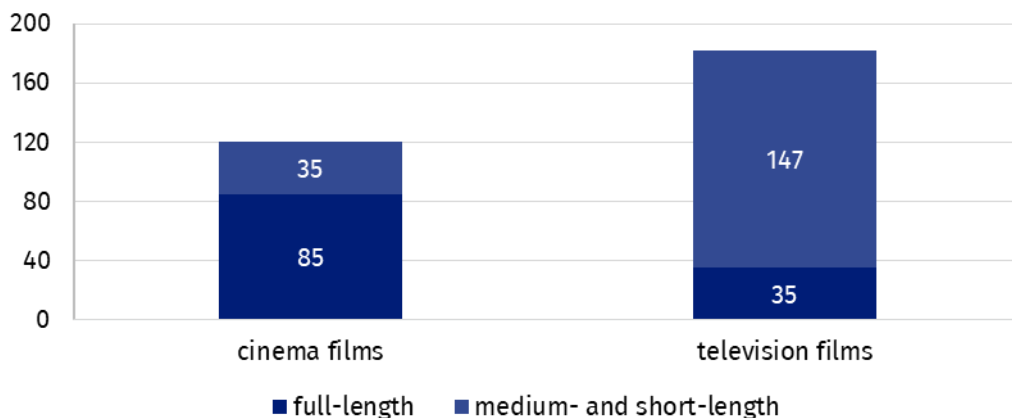


Multiplexes accounted for nearly half of the total number of viewers and screenings in indoor cinemas

**Film production**

In 2025, 302 films (15.3% more than in 2024) were produced in Poland, including 120 full-length films (30.4% more than in 2024) and 182 medium- and short-length films (7.1% more than in 2024).

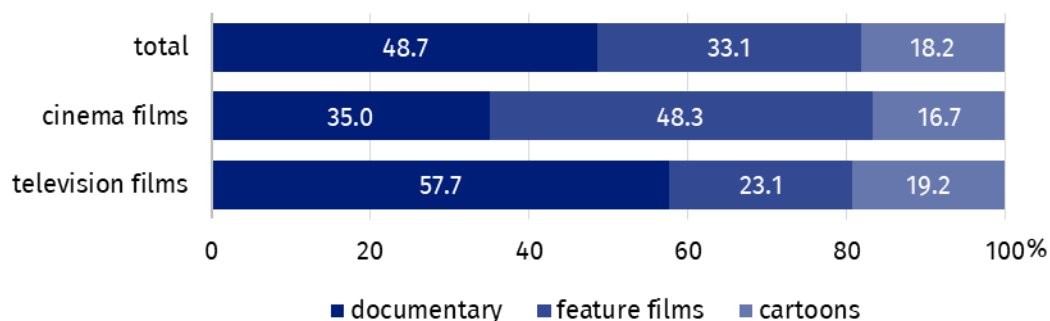
**Chart 2. Films produced in 2025**



The majority of full-length films produced were cinema films (70.8%), while among medium- and short-length films television films dominated (80.8%).

Of the total number of films produced in 2025, documentaries accounted for 48.7%, feature films – 33.1%, and cartoons – 18.2%. Feature films dominated among cinema films (48.3%), while in case of television films – documentaries (57.7%).

**Chart 3. Films produced in 2025 by type**



Documentary films accounted for 48.7% of the total number of films produced


Compared to 2024, the number of all cinema films produced increased by 29.0% and television films by 7.7%.

Data presented in this study come from the survey based on Report on Film Production (symbol K-06) and Cinema Report (symbol K-08). Information on the survey methodology can be found in the [Methodological report. Culture Statistics](#).

In the case of quoting data from the Statistics Poland, please provide information: "Statistics Poland data source", and in the case of publishing calculations made on data published by the Statistics Poland, please provide information: "Own study based on Statistics Poland data".

Prepared by:  
**Statistical Office in Kraków**  
**Director Agnieszka Szlubowska**  
Phone: (+48 12) 420 40 50

Issued by:  
**Press Office**  
Mobile: (+48) 695 255 032  
Phone: (+48 22) 608 38 04, (+48 22) 449 41 45,  
(+48 22) 608 30 09  
**e-mail: [obslugaprasowa@stat.gov.pl](mailto:obslugaprasowa@stat.gov.pl)**

-  [stat.gov.pl/en/](https://stat.gov.pl/en/)
-  [@StatPoland](https://twitter.com/StatPoland)
-  [@GlownyUrzadStatystyczny](https://www.facebook.com/GlownyUrzadStatystyczny)
-  [@gus\\_stat](https://www.instagram.com/gus_stat)
-  [@GlownyUrzadStatystycznyGUS](https://www.youtube.com/@GlownyUrzadStatystycznyGUS)
-  [@Glowny Urząd Statystyczny](https://www.linkedin.com/company/Glowny-Urzad-Statystyczny)

#### **Related information**

[Culture and national heritage in 2024](#)

[Cinematography in 2024](#)

[Methodological report. Culture Statistics](#)

#### **Topic available in databases**

[Knowledge Databases – Society – Culture – Cinematography](#)

[Local Data Bank – Culture – Cinemas](#)

#### **Terms used in the official statistics**

[Indoor cinema](#)

[Audience](#)

[Film](#)