

# Prices of agricultural products in March 2026

23.04.2026

**↓ 11.5%**  
decrease in procurement prices of basic agricultural products in comparison with March 2025

Procurement prices of basic agricultural products<sup>1</sup> increased in March 2026 in comparison with the previous month (by 1.1%), while the prices decreased compared to the corresponding period of 2025 (by 11.5%).

**Chart 1. Changes in procurement prices of basic agricultural products in relation to the previous month**



In March 2026, compared to February 2026, the procurement prices of basic agricultural products increased except for cattle for slaughter and cow's milk

**Chart 2. Changes in procurement prices of basic agricultural products in relation to the corresponding month of the previous year**



Procurement prices of basic agricultural products, except for cattle for slaughter, were lower in March 2026 than those recorded in March 2025

<sup>1</sup> Wheat and rye grain, animals for slaughter: cattle, pigs and poultry, cow's milk

## Procurement prices and marketplace prices received by farmers

In March 2026, the majority of agricultural products were sold at the higher procurement prices than in the previous month, while at marketplaces, there was less paid for the most agricultural. At the both markets, the prices of maize increased, while the prices of triticale, oat and cattle for slaughter decreased.

Compared to the corresponding month of 2025, in March 2026 there was recorded the decrease in prices of the agricultural products both in procurement and at the marketplaces, except for cattle for slaughter in procurement.

**Table 1. Prices of agricultural products (excluding VAT)<sup>2</sup> in March 2026**

Specification	Procurement prices			Marketplaces prices		
	in zloty	02 2026 =100	03 2025 =100	in zloty	02 2026 =100	03 2025 =100
<b>Cereal grain<sup>a</sup> – per dt</b>						
Wheat	75.73	101.5	83.9	104.04	99.4	90.5
Rye	61.99	101.9	85.6	78.04	96.9	90.0
Barley	74.50	100.4	89.1	99.25	99.5	90.8
Triticale	68.12	96.8	81.8	89.43	99.3	90.4
Oat	59.33	96.5	73.1	86.91	97.5	84.4
Maize	75.01	100.4	87.2	118.55	101.0	97.2
<b>Potatoes<sup>b</sup> – per dt</b>	105.12	117.6	75.9	170.77	96.1	81.2
<b>Animals for slaughter – per kg</b>						
Cattle (excl. calves) <sup>c</sup>	14.89	92.1	106.7	12.00	99.9	98.0
of which young cattle	15.29	90.9	106.8	.	.	.
Pigs	5.82	114.3	94.7	.	.	.
Poultry	5.75	101.2	94.9	.	.	.
<b>Cows' milk – per hl</b>	183.23	98.3	80.4	.	.	.

a Procurement prices – excluding sowing seed. b Procurement prices – total (edible early; seed potatoes; edible late; industrial, including starchy). Marketplaces prices – edible excluding early kinds. c Marketplaces prices – weighted mean of price of cattle for slaughter calculated on the basis of the share of procurement quantity of young cattle and cows for slaughter.

<sup>2</sup> Data on procurement prices were calculated on the basis of information on value and quantity of procurement by legal persons and independent organizational entities without legal personality (excluding natural persons).

Indices of procurement prices and prices received by farmers at marketplaces were calculated on the basis of absolute data expressed with more precision than in the tables.

### Prices of major agricultural products in March 2026

In March 2026, PLN 75.73 was paid per dt of **wheat** in procurement, i.e. 1.5% more than in the previous month, but 16.1% less than a year ago. At the marketplaces, the price of wheat (PLN 104.04 per dt) decreased by 0.6% in comparison with February 2026 and by 9.5% compared to March last year.

The procurement price of **rye** (PLN 61.99 per dt) was higher by 1.9% in comparison with February 2026, but lower by 14.4% than in March 2025. The price of rye at the marketplace (PLN 78.04 per dt) decreased by 3.1% on a monthly basis and by 10.0% on an annual basis.

In March 2026, PLN 105.12 was paid per dt of **potatoes** in procurement, i.e. 17.6% more than in the previous month, but 24.1% less than in the corresponding period of 2025. At the marketplaces, the price of potatoes (PLN 170.77 per dt) decreased by 3.9% in comparison with February 2026 and by 18.8% compared to March 2025.

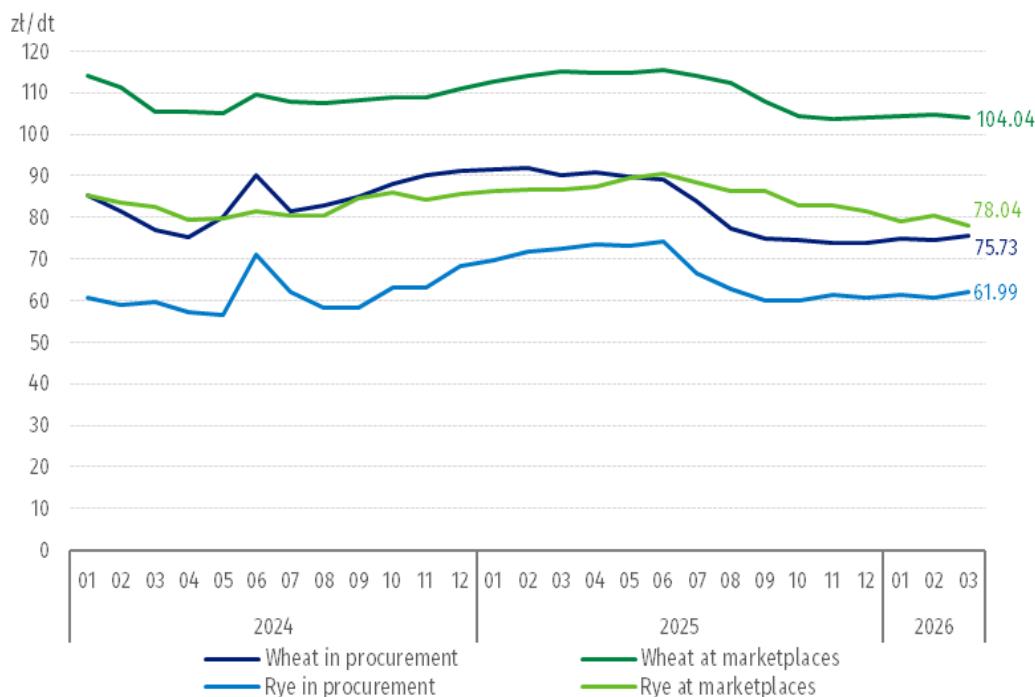
The procurement price of **cattle of slaughter** (PLN 14.89 per kg) was lower on a monthly basis (by 7.9%), but it increased on an annual basis (by 6.7%). At the marketplaces, cattle for slaughter (PLN 12.00 per kg) were sold cheaper by 0.1% than in the previous month and 2.0% less than a year ago.

In March 2026, PLN 5.82 was paid per kg of **pigs for slaughter** in procurement, i.e. 14.3% more than a month ago, but 5.3% less than a year ago.

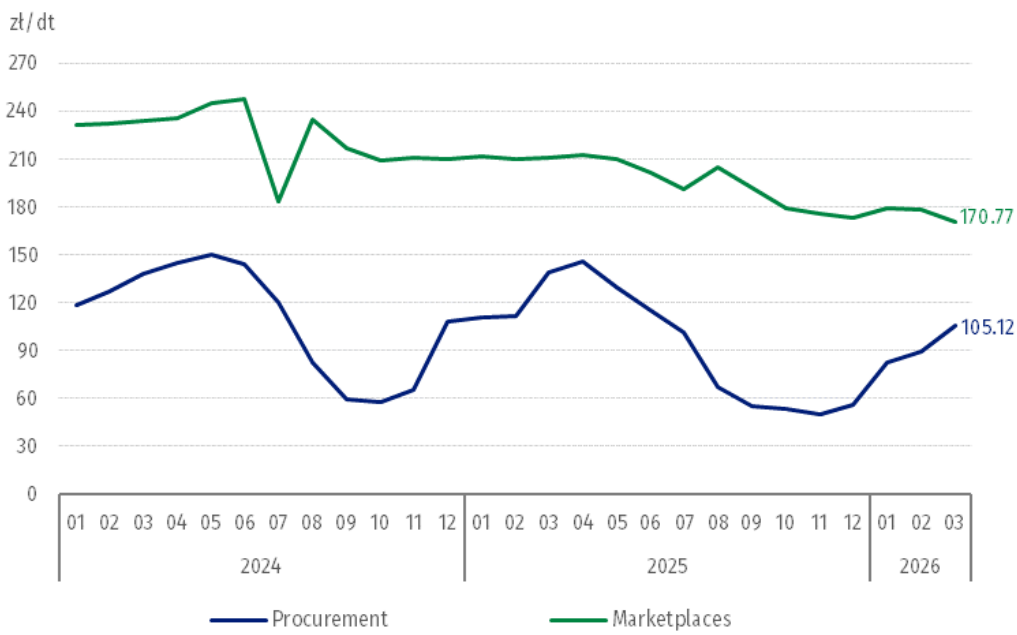
The procurement price of **poultry for slaughter** (PLN 5.75 per kg) increased by 1.2% in the comparison with February 2026, while the price decreased by 5.1% compared to the corresponding period of the previous year.

PLN 183.23 was paid in procurement per hl of **cows' milk**, i.e. 1.7% less than in the previous month and 19.6% less than a year ago.

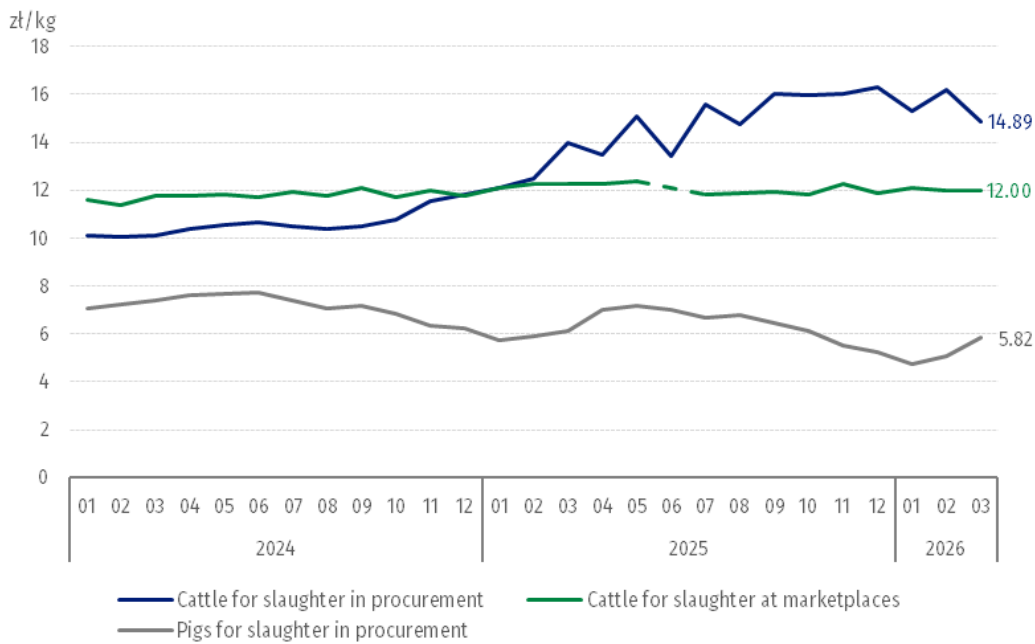
**Chart 3. Procurement and marketplaces prices of wheat and rye**



**Chart 4. Procurement and marketplaces prices of potatoes**

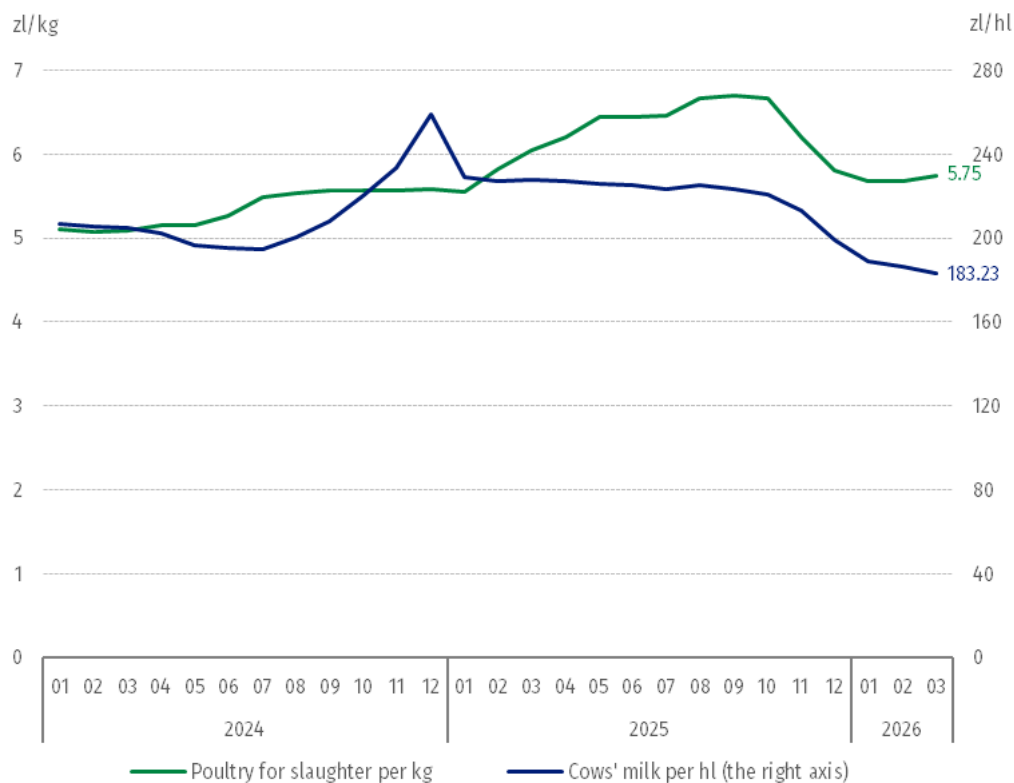


**Chart 5. Procurement and marketplaces<sup>3</sup> prices of cattle for slaughter and procurement prices of pigs for slaughter**



<sup>3</sup> In June 2025, the price of cattle for slaughter at marketplaces was classified as a statistical confidentiality due to the low number of quotations.

**Chart 6. Procurement prices of poultry for slaughter and cows' milk**



The differentiation of the level of prices of basic agricultural products in particular voivodships is presented in Table 2 for procurement prices and in Table 3 for prices obtained by farmers at the marketplaces (Excel sheet).

In case of quoting Statistics Poland data, please provide information: “Source of data: Statistics Poland”, and in case of publishing calculations made on data published by Statistics Poland, please include the following disclaimer: “Own study based on figures from Statistics Poland”.

Prepared by:  
**Prices and Services Department**  
**Director Ewa Adach-Stankiewicz**  
Phone: (+48 22) 608 31 24

Issued by:  
**Press Office**  
Mobile: (+48) 695 255 032  
Phone: (+48 22) 608 38 04, (+48 22) 449 41 45,  
(+48 22) 608 30 09  
e-mail: [obslugaprasowa@stat.gov.pl](mailto:obslugaprasowa@stat.gov.pl)

-  [stat.gov.pl/en/](https://stat.gov.pl/en/)
-  [@StatPoland](https://twitter.com/StatPoland)
-  [@GlownyUrzadStatystyczny](https://www.facebook.com/GlownyUrzadStatystyczny)
-  [@gus\\_stat](https://www.instagram.com/gus_stat)
-  [@GłównyUrządStatystycznyGUS](https://www.youtube.com/GlownyUrzadStatystycznyGUS)
-  [@Główny Urząd Statystyczny](https://www.linkedin.com/company/Glowny-Urzad-Statystyczny)

#### **Related information**

[Socio-economic situation of the country in 2026](#)

[Procurement and prices of agricultural products in 2025](#)

#### **Data available in databases**

[BDL – Prices - Prices in agriculture](#)

[Knowledge Databases – Economy - Prices – Producer prices - Agricultural prices](#)

#### **Terms used in official statistics**

[Procurement of agricultural products](#)

[Procurement prices](#)

[Marketplace](#)

[Marketplace prices](#)