

# Price indices of construction and assembly production in March 2026<sup>1</sup>

21.04.2026


**4.7%**

the growth of producer prices in construction in comparison with March 2025

According to preliminary data, in March 2026 the prices of construction and assembly production increased both compared to March 2025 (by 4.7%), as well as to February 2026 (by 1.2%).

In March 2026, compared to the previous month, prices increased for specialized construction activities (by 1.7%) as well as prices for the construction of buildings and civil engineering structures (by 1.0% both) as well.

Compared to March 2025, there was an increase in prices for specialized construction activities (by 5.5%), construction of buildings (by 4.4%) as well as the construction of civil engineering (by 4.2%).

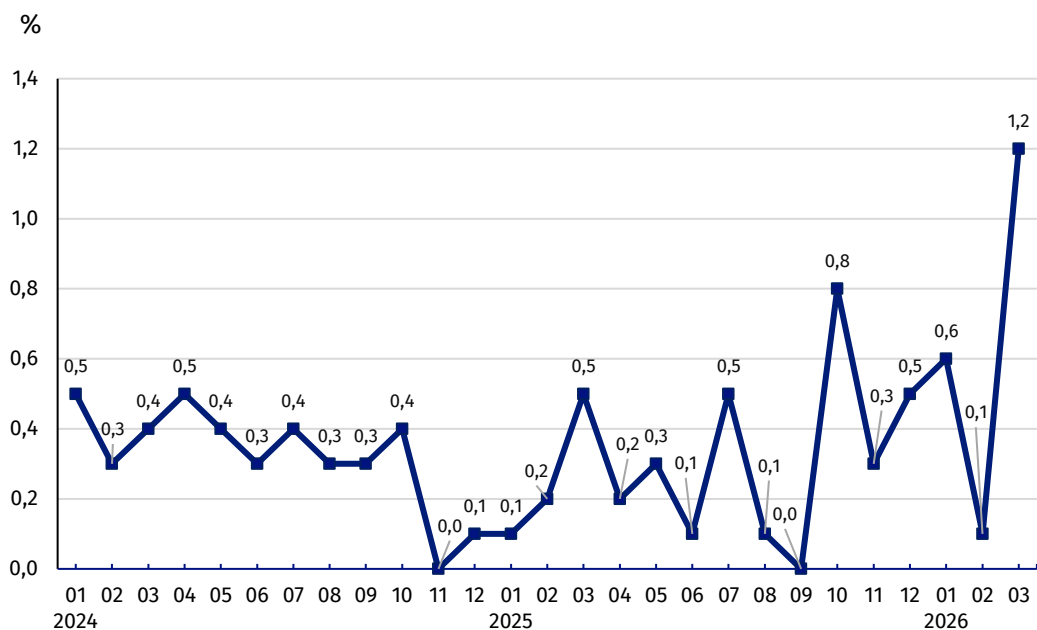
**Table 1. Price indices of construction and assembly production**

Specification	02 2026		03 2026		01-03 2026	
	01 2026=100	corresponding period 2025=100	02 2026=100	12 2025=100	01-03 2025	
<b>TOTAL</b>	<b>100.1*</b>	<b>103.9*</b>	<b>104.7</b>	<b>101.2</b>	<b>101.9</b>	<b>104.2</b>
Construction of buildings	100.1*	103.9*	104.4	101.0	101.8	104.1
Civil engineering	100.1*	103.7	104.2	101.0	101.4	103.9
Specialised construction activities	100.0	104.1	105.5	101.7	102.5	104.6

\* Data revised

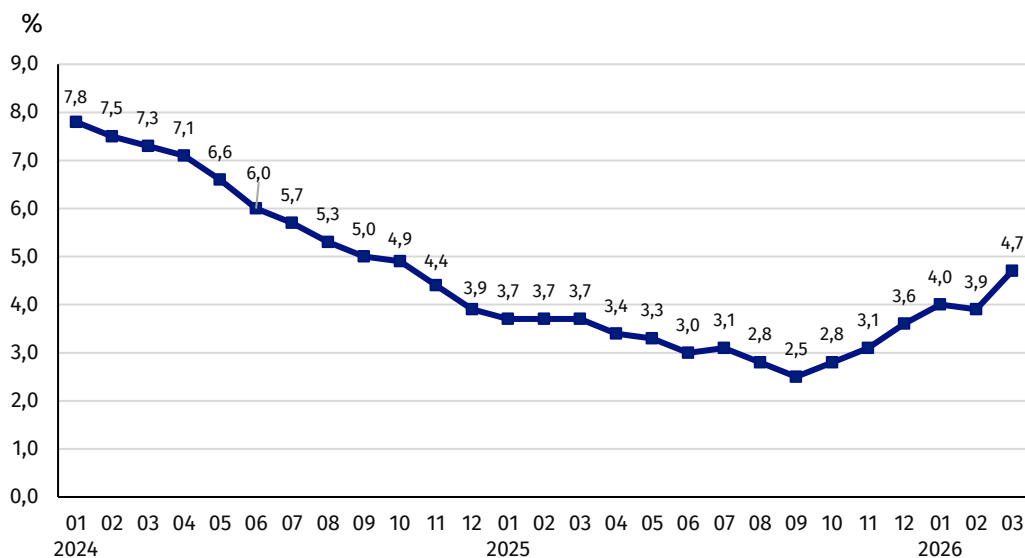
<sup>1</sup> Preliminary data for March 2026, final data for February 2026

**Chart 1. Prices changes of construction and assembly production compared to the previous month**



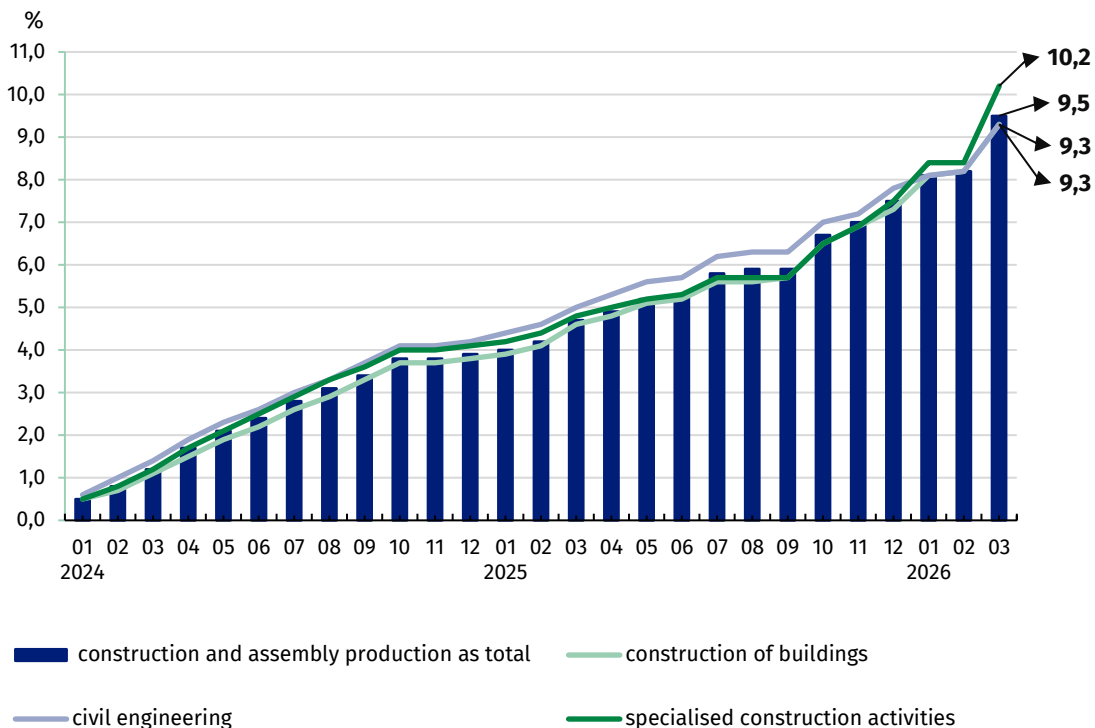
The prices of construction and assembly production in March 2026 increased compared to previous month by 1.2%

**Chart 2. Prices changes of construction and assembly production compared to the corresponding period of the previous year**



In March 2026 increase in construction and assembly production prices on an annual terms was 4.7%

**Chart 3. Prices changes of production and assembly construction by divisions NACE rev. 2 compared to December 2023**



Among the construction divisions, in March 2026 compared to December 2023, the prices increased the most in the specialized construction activities (by 10.2%)

In case of quoting Statistics Poland data. please provide information: "Source of data: Statistics Poland". and in case of publishing calculations made on data published by Statistics Poland. please include the following disclaimer: "Own study based on figures from Statistics Poland".

Prepared by:  
**Prices and Services Statistics Department**  
**Director Ewa Adach-Stankiewicz**  
Phone: (+48 22) 608 31 24

Issued by:  
**Press Office**  
Mobile: (+48) 695 255 032  
Phone: (+48 22) 608 38 04, (+48 22) 449 41 45,  
(+48 22) 608 30 09

**e-mail: [obslugaprasowa@stat.gov.pl](mailto:obslugaprasowa@stat.gov.pl)**

-  [stat.gov.pl/en/](https://stat.gov.pl/en/)
-  [@StatPoland](https://twitter.com/StatPoland)
-  [@GlownyUrzadStatystyczny](https://www.facebook.com/GlownyUrzadStatystyczny)
-  [@gus\\_stat](https://www.instagram.com/gus_stat)
-  [@GłównyUrządStatystycznyGUS](https://www.youtube.com/GlownyUrzadStatystycznyGUS)
-  [@Główny Urząd Statystyczny](https://www.linkedin.com/company/Glowny-Urzad-Statystyczny)

#### **Related information**

[Statistical Bulletin](#)

[News Releases](#)

[Socio-economic situation of the country](#)

#### **Data available in databases**

[Analytical Platform - Knowledge Databases](#)

[Macroeconomic Data Bank](#)

[Prices indices \(Topics: Prices, Trade\)](#)

#### **Terms used in official statistics**

[Price index of construction and assembly production](#)