

# General government deficit and debt in 2024

**21.10.2025**

## 6.5%

General government deficit  
in 2024 in relation to GDP

**According to the EDP notification, in 2024 the general government deficit was equal 236 562 mln zł (6.5% of GDP), while the general government debt amounted to 2 012 640 mln zł (55.1% of GDP).**

Statistics Poland presents the general government deficit and debt data for years 2021-2024 developed as part of October EDP notification.

The data have been developed in accordance with the methodology of the European System of National and Regional Accounts in the European Union introduced by the Regulation (EU) No. 549/2013 of the European Parliament and of the Council of 21 May 2013 (ESA2010) with amendments and the guidelines contained in the Manual on Government Deficit and Debt, Implementation of ESA2010 (MGDD, 2022 edition)<sup>1</sup>.

**Table 1. General government deficit and debt (mln zł)**

Specification	2021	2022	2023	2024
Gross domestic product (GDP)	2 661 518	3 100 850	3 415 274	3 653 432*
General government deficit/surplus	-44 597*	-104 475*	-177 442*	-236 562*
% GDP	-1.7%	-3.4%	-5.2%*	-6.5%*
Central government deficit/surplus	-47 179	-92 162	-138 610*	-243 872*
% GDP	-1.8%	-3.0%	-4.1%	-6.7%
Local government deficit/surplus	14 836	-13 274	-24 811	14 105*
% GDP	0.6%	-0.4%	-0.7%	0.4%
Social security funds deficit/surplus	-12 254*	961*	-14 021*	-6 795*
% GDP	-0.5%	0.0%	-0.4%*	-0.2%
General government debt	1 410 966	1 512 812	1 691 261*	2 012 640*
% GDP	53.0%	48.8%	49.5%	55.1%*

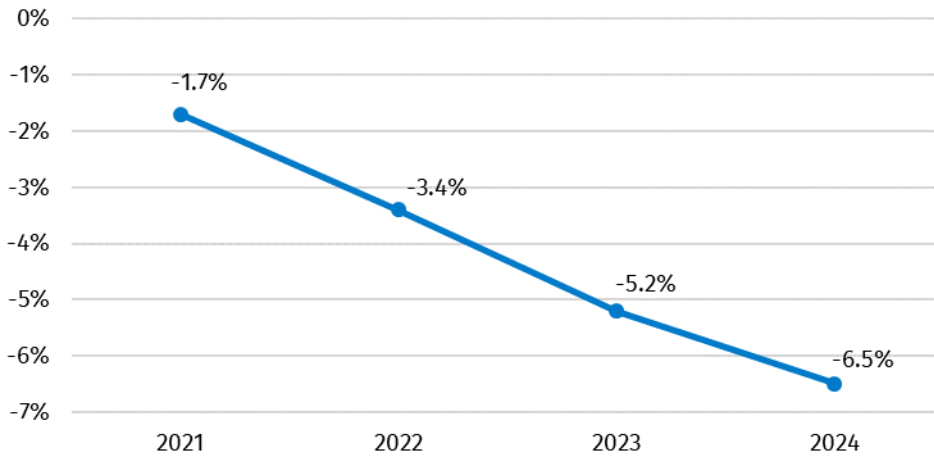
The ratios of deficit and debt to GDP have changed compared to the data published in April, respectively:

– from -6.6% to -6.5%,  
– from 55.3% to 55.1%.

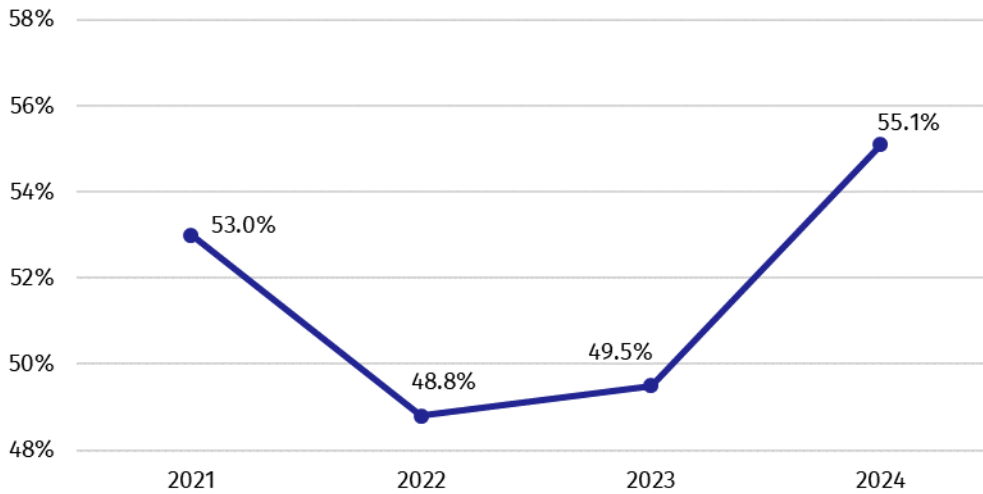
\* Data have been revised in relation to the previously published on 22.04.2025.

<sup>1</sup> The manual is available on the website: <https://ec.europa.eu/eurostat/documents/3859598/16029761/KS-GQ-23-002-EN-N.pdf/77a75b07-61c3-7d34-5243-70d09bc00e44?version=3.0&t=1677163672121>

**Chart 1. General government deficit in % of GDP**



**Chart 2. General government debt in % of GDP**



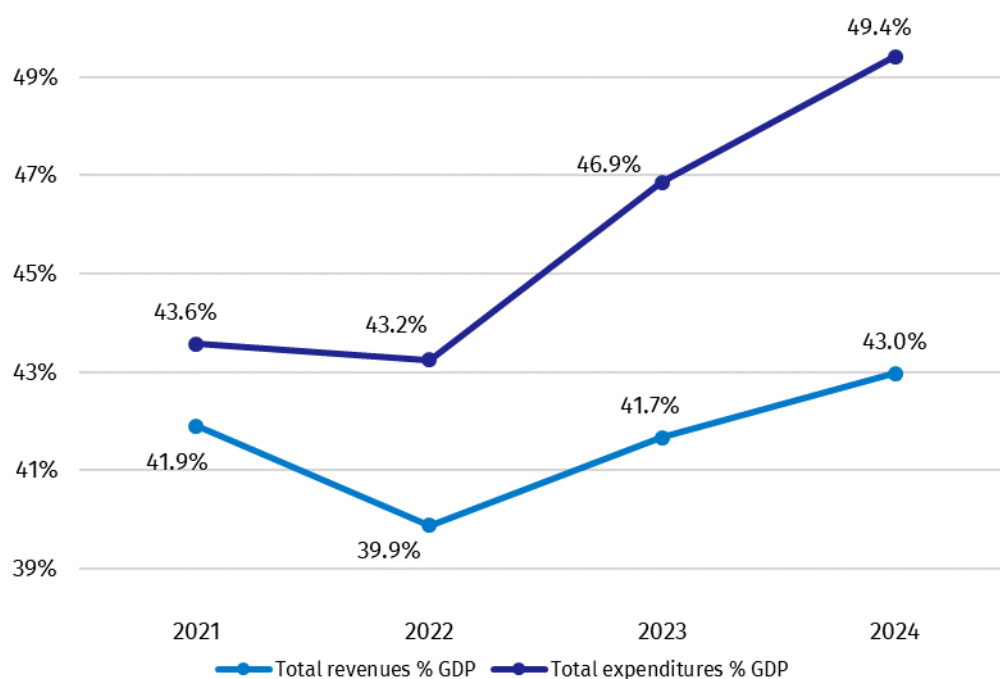
Data regarding the deficit and debt for the years 2021-2022 have been revised compared to those previously published (in April 2025) due to an updated method of estimating social insurance contributions assessed but unlikely to be collected. Additionally, data for the years 2023-2024 have been revised due to the update of data sources and the reclassification of units into the general government sector.

Similarly as in case of deficit and debt, data on the general government revenues and expenditures for years 2021-2024 have been revised in relation to the previously published (April 2025).

**Table 2. Total revenues and expenditures of the general government sector according to ESA2010 (mln zł)**

Specification	2021	2022	2023	2024
Total revenues	1 114 972*	1 236 579*	1 422 920*	1 569 758*
% GDP	41.9%*	39.9%*	41.7%*	43.0%*
Total expenditures	1 159 569	1 341 054	1 600 363*	1 806 320*
% GDP	43.6%	43.2%	46.9%	49.4%

**Chart 3. Total revenues and expenditures of the general government sector in % of GDP**



The revision of revenues in the general government sector resulted in the following changes in revenue values (caused by the update of data for social security contributions):

- 2021 – increase of 1 853 million zł,
- 2022 – increase of 2 112 million zł,
- 2023 – increase of 2 452 million zł,
- 2024 – increase of 10 384 million zł.

The expenditure review resulted in the following changes:

- 2023 – decrease of 183 million zł,
- 2024 – increase of 7 137 million zł.

Detailed data on revenues and expenditures of the general government sector divided into ESA2010 transactions are presented in Annex 1.

Information on the general government deficit and debt of all EU Member States will be available on 21 October 2025 at 11 a.m. on the Eurostat website:

<https://ec.europa.eu/eurostat/en/web/main/news/euro-indicators>







Inventory of the methods, procedures and sources used for the compilation of deficit and debt data and the underlying government sector accounts according to ESA2010 prepared according to the European Commission's guidelines in English version is available on Eurostat website:

<http://ec.europa.eu/eurostat/web/government-finance-statistics/excessive-deficit-procedure/edp-inventories>

In case of quoting Statistics Poland data, please provide information: "Source of data: Statistics Poland", and in case of publishing calculations made on data published by Statistics Poland, please include the following disclaimer: "Own study based on figures from Statistics Poland".

Prepared by:  
**National Accounts Department**  
**Director Anita Perzyna**  
Phone: (+48 22) 608 31 17

Issued by:  
**Press Office**  
Mobile +48 695 255 032  
Phone +48 22 608 38 04, +48 22 449 41 45,  
+48 22 608 30 09  
**e-mail: [obslugaprasowa@stat.gov.pl](mailto:obslugaprasowa@stat.gov.pl)**

-  [stat.gov.pl/en/](https://stat.gov.pl/en/)
-  [@StatPoland](https://twitter.com/StatPoland)
-  [@GlownyUrzadStatystyczny](https://www.facebook.com/GlownyUrzadStatystyczny)
-  [gus\\_stat](https://www.instagram.com/gus_stat)
-  [glownyurządstatystycznygus](https://www.youtube.com/glownyurządstatystycznygus)
-  [glownyurządstatystyczny](https://www.linkedin.com/company/glownyurządstatystyczny)

#### **Related studies**

[General government deficit and debt in 2024](#)

#### **Subject available in databases**

[Knowledge Databases – National Accounts](#)

#### **Important concepts available in the dictionary**

[Gross domestic product](#)