

Retail sales in January 2026

23.02.2026

 **4.4%**

An increase compared with the corresponding month of the previous year

In January 2026 retail sales at constant prices¹ were by 4.4% higher than the year before (against an increase of 4.9 in January 2025). Compared with December 2025, there was a decrease by 17.8% in retail sales.

Retail sales seasonally adjusted

After eliminating the seasonal factors, in January 2026 retail sales at constant prices were by 5.1% higher than in the corresponding month of 2025 and increased by 0.5% compared with December 2025.

In January 2026, an increase of 5.1% in retail sales seasonally adjusted was recorded in comparison with January 2025

Chart 1. Retail sales (constant prices, monthly average 2021=100)

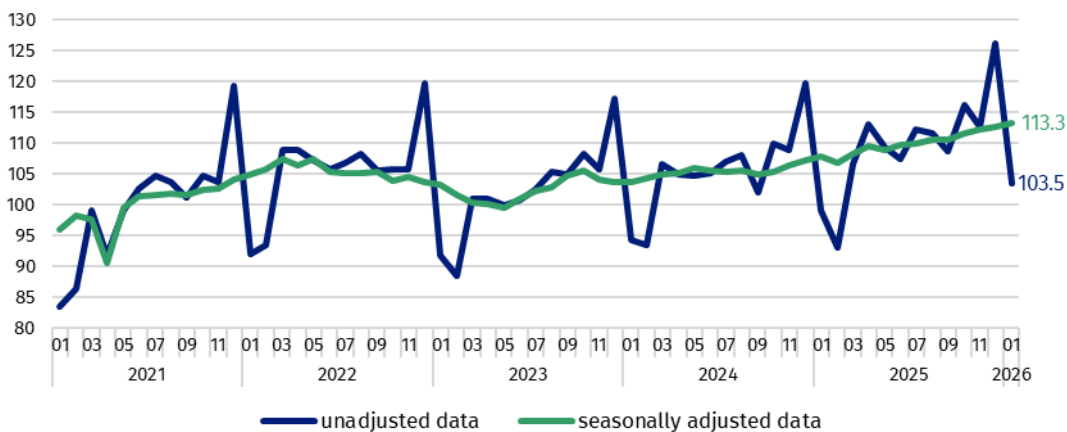
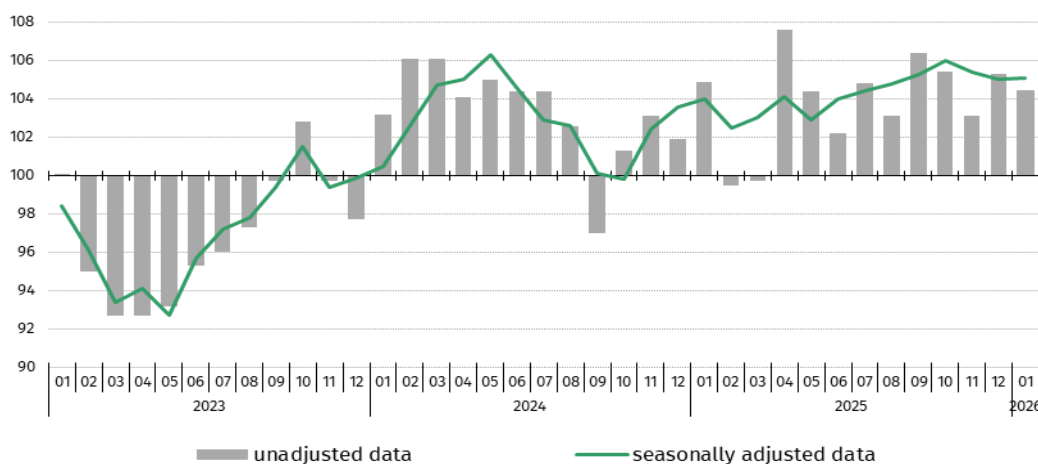


Chart 2. Retail sales (constant prices, corresponding period of previous year=100)



¹ Preliminary data

Retail sales of goods by predominant type of enterprise activity

In January 2026, retail sales (at constant prices) compared with the corresponding period of 2025 increased significantly in the groups: “textiles, clothing, footwear” (by 17.6%), “furniture, radio, TV and household appliances” (by 10.5%), “pharmaceuticals, cosmetics, orthopaedic equipment” (by 9.6%) and “newspapers, books, other sale in specialized stores” (by 8.1%). In the group with the highest share in “total” retail sales - “food, beverages and tobacco products” an increase in sales of 4.2% was observed. Among presented groups a decrease in sales was noted in the group “motor vehicles, motorcycles, parts” (by 4.5%).

In January 2026, the value of retail sales via Internet at current prices was by 10.9% higher than a year ago, and the share of sales via Internet in “total” sales increased from 9.1% to 9.7%. Among the presented groups with a significant share of sales via Internet an increase in share was reported by enterprises from groups “furniture, radio, TV and household appliances” (from 18.1% a year ago to 19.3%) and “newspapers, books, other sale in specialized stores” (respectively from 19.9% to 20.7%). On the other hand a decrease in share was shown by units from the group “textiles, clothing, footwear” (from 29.0% to 26.3%).

In January 2026, an increase in retail sales y/y was recorded in most groups

Chart 3. Retail sales of goods in January 2026 by groups (constant prices, corresponding period of previous year=100)

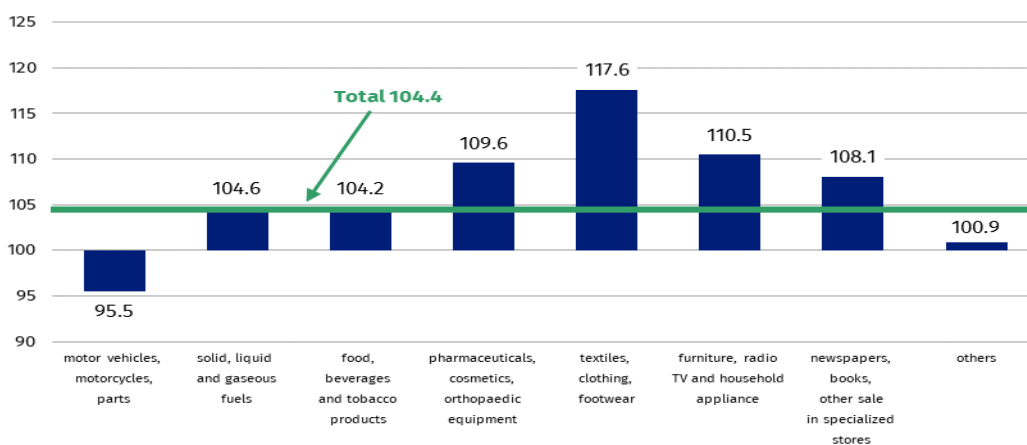


Table 1. Index numbers and structure of retail sales

Specification	Constant prices		Current prices		
	01 2026		01 2026		Structure in %
	12 2025=100	01 2025=100	12 2025=100	01 2025=100	
Total	82.2	104.4	82.1	103.9	100.0
of which:					
Motor vehicles, motorcycles, parts	78.6	95.5	78.2	89.5	7.5
Solid, liquid and gaseous fuels	89.5	104.6	88.1	99.0	12.0
Food, beverages and tobacco products	83.3	104.2	84.3	107.5	26.7
Other retail sale in non-specialized stores
Pharmaceuticals, cosmetics, orthopaedic equipment	87.4	109.6	88.1	111.6	8.9
Textiles, clothing, footwear	84.4	117.6	81.2	114.7	6.0
Furniture, radio, TV and household appliances	77.0	110.5	77.2	109.0	7.9
Newspapers, books, other sale in specialized stores	60.0	108.1	60.4	108.8	3.6
Others	80.3	100.9	80.3	101.5	9.3

(.) Data not available, classified data (statistical confidentiality) or providing data impossible or purposeless

Methodological notes

The data presented in this news release concerns trade and non-trade enterprises employing more than 9 persons. Groups of enterprises were created on the basis of the Polish Classification of Activities (PKD 2007) and a given enterprise is included to a specific category by predominating kind of activity and according to its present organizational status in mentioned period. The recorded changes of rise or fall of the dynamics of retail sales in particular groups of enterprises activity may result from a change in the predominating kind of activity and organisational changes (e.g. a merger of enterprises). This does not have impact on the dynamics of the total retail sales.

The adjusted data for 2021-2025 has been corrected compared to the data presented in the previous news releases.

The published monthly information on trade activity, in addition to retail sales, also includes data on the volume of sales² by kind-of-activity unit (KAU), which is compiled for the needs of European statistics. The volume of sales (constant prices 2021=100) includes divisions and groups of Section G according to PKD 2007 - "Wholesale and retail trade; repair of motor vehicles and motorcycles". The data is disseminated on the website of the Statistics Poland: [Knowledge Databases - Short-Term Statistics data by KAU](#)







When quoting Statistics Poland data, please provide the information: "Source of data: Statistics Poland", and when publishing calculations made on data published by Statistics Poland, please include the following disclaimer: "Own study based on figures from Statistics Poland".

² The volume of sales is defined as turnover in trade deflated by price index i.e. turnover at constant prices (2021=100).

Prepared by:
Prices and Services Statistics Department
Director Ewa Adach-Stankiewicz
Phone: (+48 22) 608 31 24, (+48) 695 255 067

Issued by:
Press Office
Mobile: (+48) 695 255 032
Phone: (+48 22) 608 38 04, (+48 22) 449 41 45,
(+48 22) 608 30 09

e-mail: obslugaprasowa@stat.gov.pl

-  stat.gov.pl/en/
-  [@StatPoland](https://twitter.com/StatPoland)
-  [@GlownyUrzadStatystyczny](https://www.facebook.com/GlownyUrzadStatystyczny)
-  [gus_stat](https://www.instagram.com/gus_stat)
-  [glownyurządstatystycznygus](https://www.youtube.com/glownyurządstatystycznygus)
-  [glownyurządstatystyczny](https://www.linkedin.com/company/glownyurządstatystyczny)

Related information

[Internal market in 2024](#)

[Socio-economic situation of the country](#)

[Statistical Bulletin](#)

Data available in databases

[Knowledge Database - Internal market](#)

[Local Data Bank](#)

[Macroeconomic Data Bank](#)

Terms used in official statistics

[Retail sales of goods](#)

[Kind-of-activity unit](#)