

Accidents at work in 2025 – preliminary data for quarter 1-3

10.12.2025

 **3.43**

Incidence rate in January-September 2025

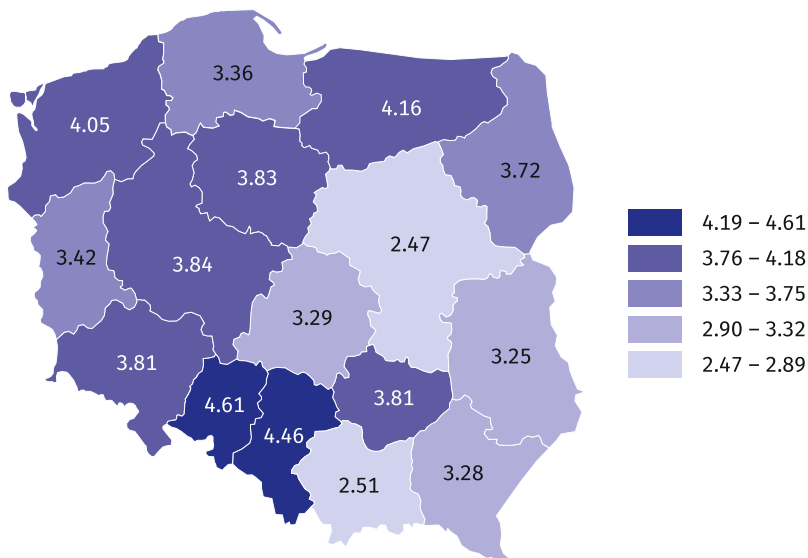
47,076 persons injured in accidents at work were reported in January-September 2025 (3.1% persons more than in 2024). The incidence rate (the number of injured persons per 1,000 employed persons) increased from 3.28 to 3.43 per year.

The number of persons injured in accidents at work and the incidence rate increased compared to in the same period of 2024

In January-September 2025, the highest number of injuries was recorded in accidents at work with other effects – 46,641 persons (3.3% more than in January-September 2024), 317 persons sustained injuries in serious accidents, while 118 persons were injured in fatal accidents. 185 persons were injured while performing remote work or telework.

The highest incidence rate was recorded for Opolskie (4.61), Śląskie (4.46), and Warmińsko-Mazurskie (4.16) Voivodships, the lowest for Mazowieckie (2.47), Małopolskie (2.51) and Lubelskie (3.25).

Map 1. Persons injured in accidents at work per 1,000 employed persons^a in January-September 2025

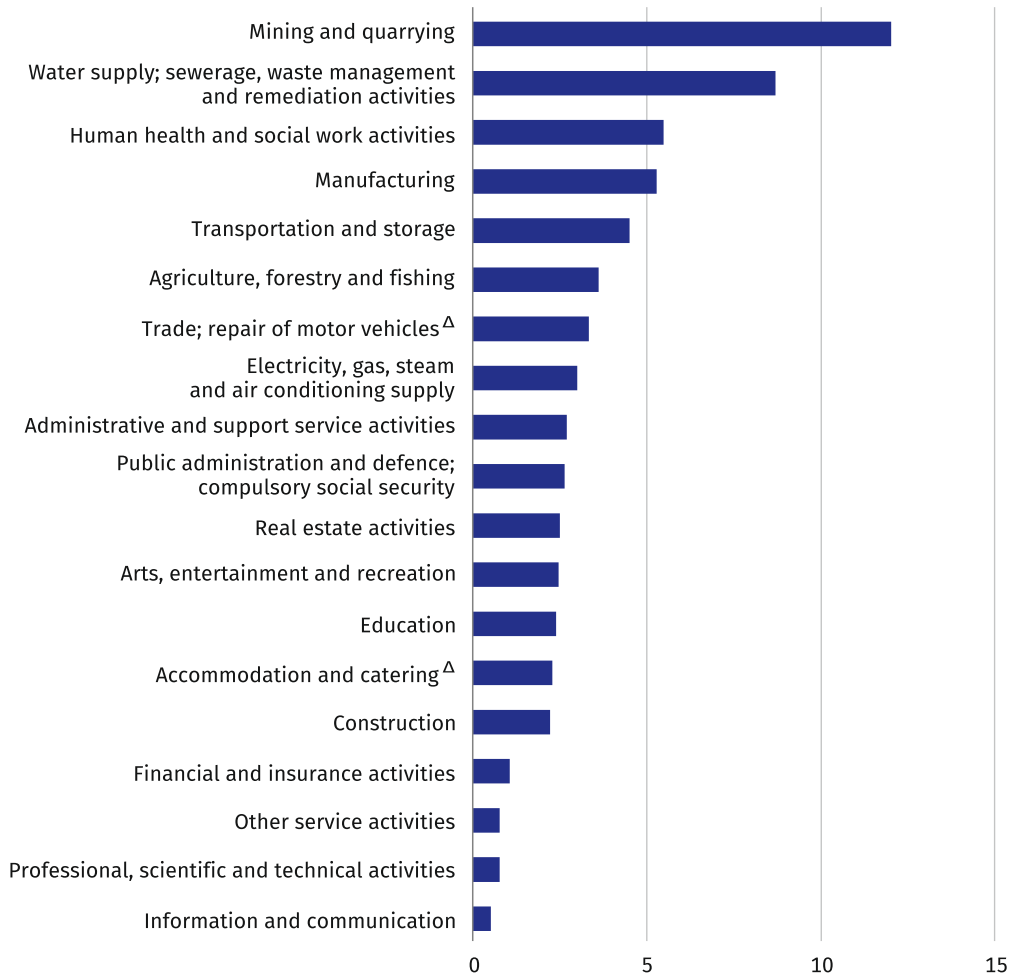


The highest incidence rate was recorded for Opolskie Voivodship (4.61), while the lowest for Mazowieckie Voivodship (2.47)

^a The incidence rate was calculated using preliminary data on the number of employed persons; excluding accidents on private farms in agriculture; civilian employees of budgetary units conducting activity within the scope of national defence and public safety were not included in the breakdown by voivodships.

In the breakdown by types of economic activity, the highest incidence rates were recorded in the following sections: Mining and quarrying (12.03), Water supply; sewerage, waste management and remediation activities (8.70) and Human health and social work activities (5.48). The lowest rates were observed in the sections: Information and communication (0.51), Other service activities and Professional, scientific and technical activities (each 0.77).

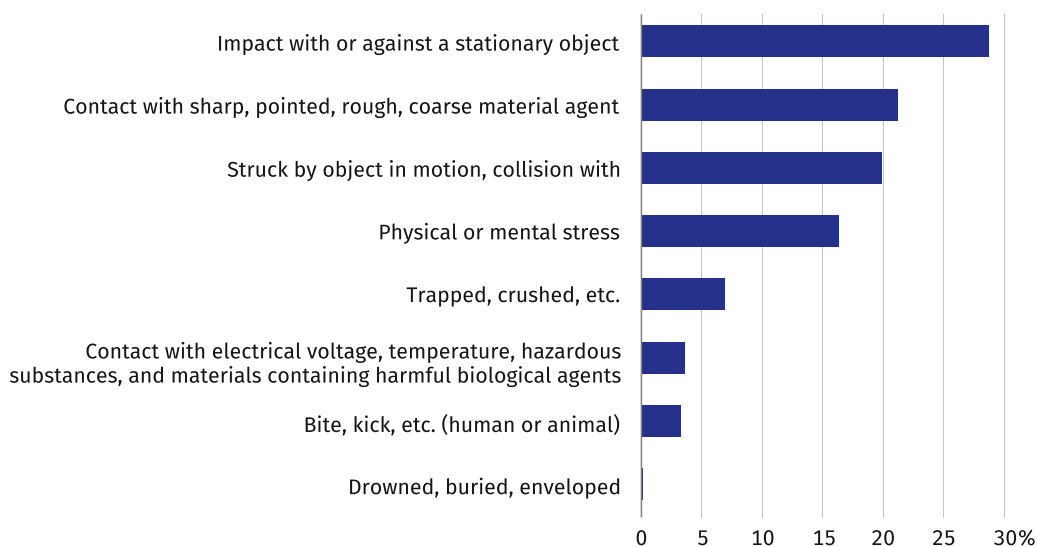
Chart 1. Persons injured in accidents at work ^a per 1,000 employed persons by NACE Rev. 2 sections in January-September 2025



The highest incidence rate was recorded in the Mining and quarrying section (12.03), while the lowest in Information and communication (0.51)

^a Reported in the given period, excluding accidents on private farms in agriculture.

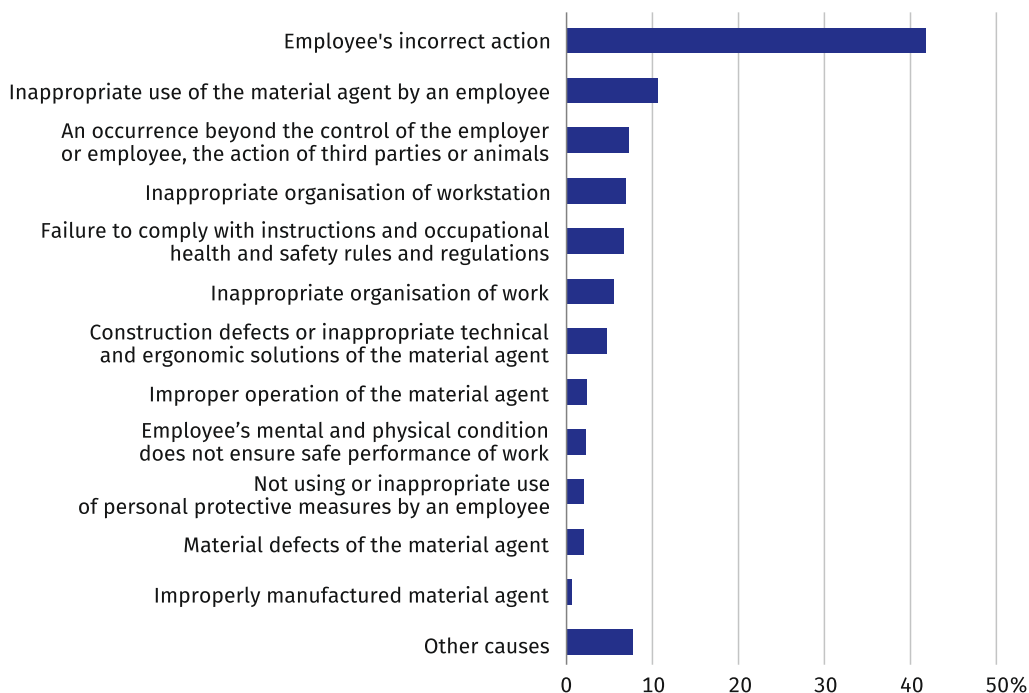
Chart 2. Persons injured in accidents at work ^a by contact-modes of injury in January-September 2025



Impact with or against a stationary object was the prevalent group of contact-modes of injury (28.7%)

^a Reported in the given period, excluding accidents on private farms in agriculture.

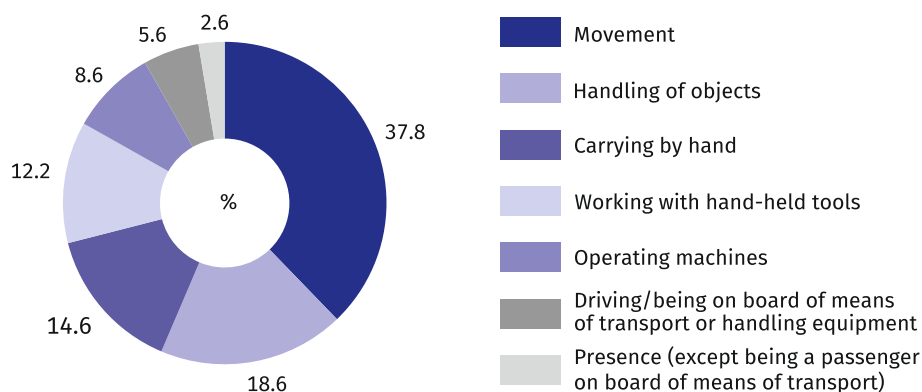
Chart 3. Causes of accidents at work ^a in January-September 2025



Employee's incorrect action was the predominant cause of accidents at work (41.8%)

^a Reported in the given period, excluding accidents on private farms in agriculture.

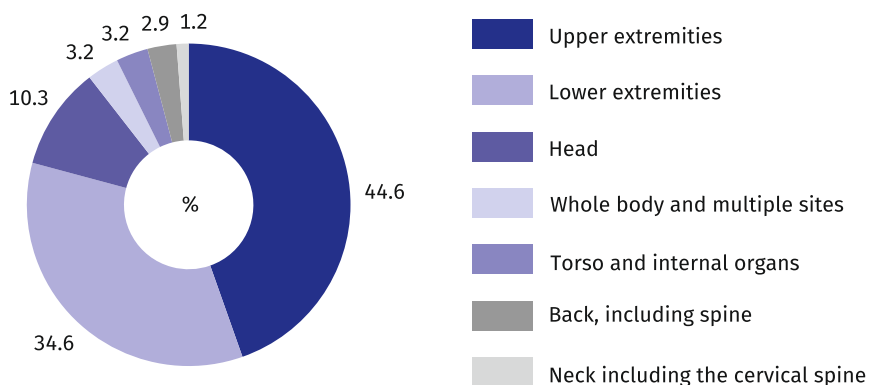
Chart 4. Persons injured in accidents at work ^a by specific physical activity performed by the victim at the time of the accident in January-September 2025



Movement was the most frequent specific physical activity performed by the victim at the time of the accident (37.8%)

^a Reported in the given period, excluding accidents on private farms in agriculture.

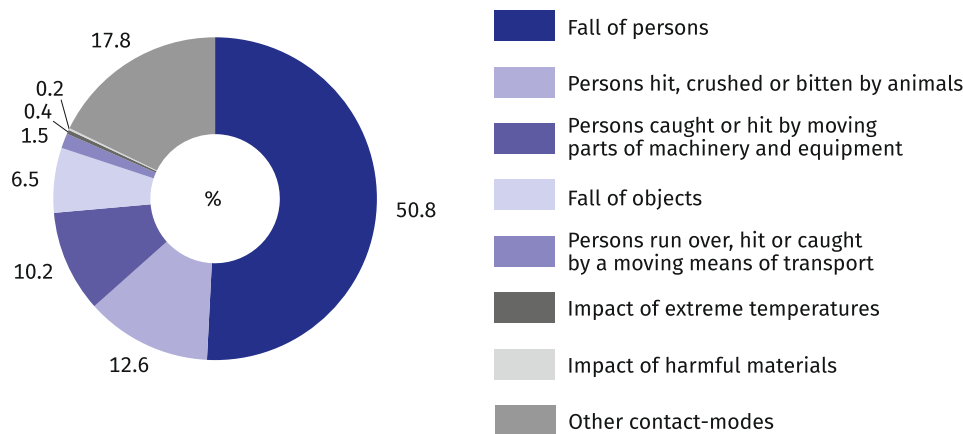
Chart 5. Persons injured in accidents at work ^a by part of body injured in January-September 2025



79.2% of the persons injured in accidents at work sustained an extremity injury

^a Reported in the given period, excluding accidents on private farms in agriculture.

Chart 6. Persons injured in accidents at work^a on private farms in agriculture by contact-modes of injuries in January-September 2025



5,349 people were injured in accidents on private farms in agriculture, including 33 fatalities

^a Concerns accidents in respect of which one-off compensations were granted.
Source: data from the Agricultural Social Insurance Fund.

METHODOLOGICAL NOTES

The release presents information on **accidents at work of persons employed in the national economy** during the specified period, excluding budgetary units conducting activity within the scope of national defence and public safety for which information on accidents at work concerns only civilian employees.

Incidence rate is the number of persons injured per 1,000 employed persons. The ratio was calculated using the average number of employed persons, expressed as the arithmetic mean of two consecutive dates: as of 31 December of the previous year and 30 September of the current year.

A detailed explanation of the methodology used in the survey on accidents at work can be found in the [“Methodological report Accidents at work”](#) and in the annual publication titled [“Accidents at work”](#), available on the Information Portal of Statistics Poland.

The data presented in this release are preliminary. The final data covering the entire year 2025 will be available in November 2026.

In this release, abbreviated names of NACE Rev. 2 sections are used, marked with the “Δ” symbol. Full names are available on the Eurostat website under: [classifications](#).


When quoting Statistics Poland data, please provide the information: “Source of data: Statistics Poland”, and when publishing calculations made on data published by Statistics Poland, please include the following disclaimer: “Own study based on figures from Statistics Poland”.


Prepared by:
Statistical Office in Gdańsk
Director Jerzy Auksztol
Office: phone (+48 58) 76 83 130

Issued by:
Press Office
Mobile: (+48) 695 255 032
Phone: (+48 22) 608 38 04,
(+48 22) 449 41 45,
(+48 22) 608 30 09
e-mail: obslugaprasowa@stat.gov.pl


 www.stat.gov.pl/en/

 [@StatPoland](https://twitter.com/StatPoland)

 [@GlownyUrzadStatystyczny](https://www.facebook.com/GlownyUrzadStatystyczny)

 [gus_stat](https://www.instagram.com/gus_stat)

 [glownyurządstatystycznygus](https://www.youtube.com/glownyurządstatystycznygus)

 [glownyurządstatystyczny](https://www.linkedin.com/glownyurządstatystyczny)

Related information

[Accidents at work in 2024](#)

[Accidents at work in first half of 2025 – preliminary data](#)

[Methodological report Accidents at work](#)

[Other studies regarding working conditions](#)

Data available in databases

[Local Data Bank -> Labour Market -> Working Conditions](#)