

Stationary social welfare facilities in 2024

30.04.2025

4.4%

Increase in the number of stationary social welfare facilities in comparison to 2023

As of 31 December 2024 in Poland there were 2 232 stationary social welfare facilities, which had 134.1 thousand places in total. 124.5 thousand residents stayed there, including 61.6 thousand women. In comparison to 2023 the number of facilities increased by 4.4%, the number of places by 1.1% and the number of residents by 2.1%.

Facilities

In 2024 there were 2 232 stationary social welfare facilities that is by 4.4% than in 2023. Social assistance houses accounted for 40.5% of all facilities, establishments ensuring 24-hour care for disabled persons, chronic patients or elderly persons within the scope of economic activity or their statutory activity – 30.5% and hostels for homeless persons and night shelters – 19.6%. Family-based assistance houses, community self-help centres (including round-the-clock available places), houses for mothers with children under age and pregnant women and other centres accounted in total for 9.4% of all facilities.

Social assistance houses accounted for over 40% of all stationary social welfare facilities

Table 1. Stationary social welfare facilities by type in 2024

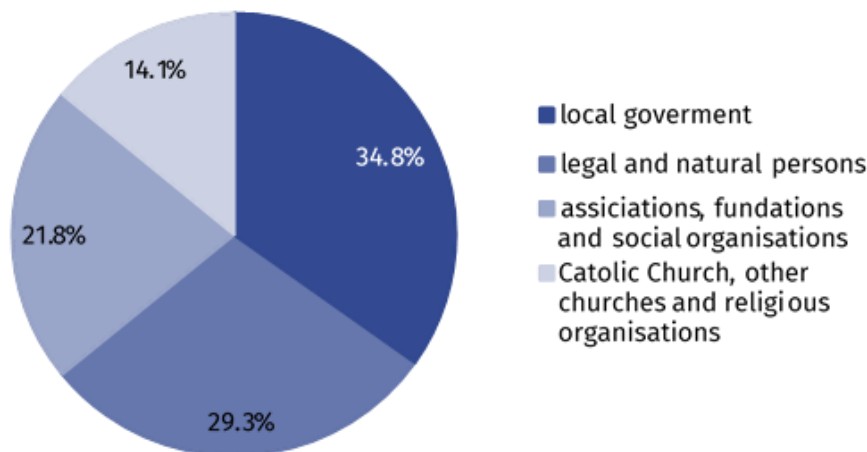
As of 31 December

Specification	Centres ^a		Places ^b		Residents ^b	
	in absolute numbers	in percent	in absolute numbers	in percent	in absolute numbers	in percent
Total	2 232	100.0	134 050	100.0	124 462	100.0
Social assistance houses	903	40.5	84 319	63.0	82 077	66.0
Family-based assistance houses	40	1.8	317	0.2	297	0.2
Centres run within the scope of economic or statutory activity ^c	680	30.5	28 025	20.9	25 185	20.3
Community self-help centres ^d	25	1.1	159	0.1	83	0.1
Houses for mothers with children under age and pregnant women	59	2.6	1 476	1.1	892	0.7
Night shelters	107	4.8	3 228	2.4	2 411	1.9
Hostels for homeless persons	331	14.8	15 049	11.2	12 870	10.3
Others	87	3.9	1 477	1.1	647	0.5

a Excluding branches. b Including branches. c Establishments ensuring 24-hour care for disabled persons, chronic patients or elderly persons within the scope of economic activity or their statutory activity. d Including round-the-clock places.

Local government was a governing body for 777 stationary social welfare facilities, which accounted for 34.8% of all centres. The rest of facilities were managed among others by natural and legal persons, associations and foundations and by churches and religious unions.

Chart 1. Stationary social welfare facilities by governing bodies in 2024
As of 31 December



Places

Stationary social welfare facilities had at their disposal 134.1 thousand places in total (increase by 1.1% in comparison to 2023). The places in social assistance houses accounted for 63.0% of all places in stationary social welfare facilities, 20.9% for establishments ensuring 24-hour care for disabled persons, chronic patients or elderly persons within the scope of economic activity or their statutory activity and 13.6% for hostels for homeless persons and night shelters. Family-based assistance houses, community self-help centres (with round-the-clock available places), houses for mothers with children under age and pregnant women and others accounted in total for 2.5% of all places.

The facilities for which local government was a governing body had at their disposal the biggest number of places – 69.8 thousand. The centres led by physical and legal persons had 26.8 thousand places, the ones led by associations, foundations and social organisations possessed 20.9 thousand places and the units of the Catholic Church, other churches or religious unions provided 16.5 thousand places.

Residents

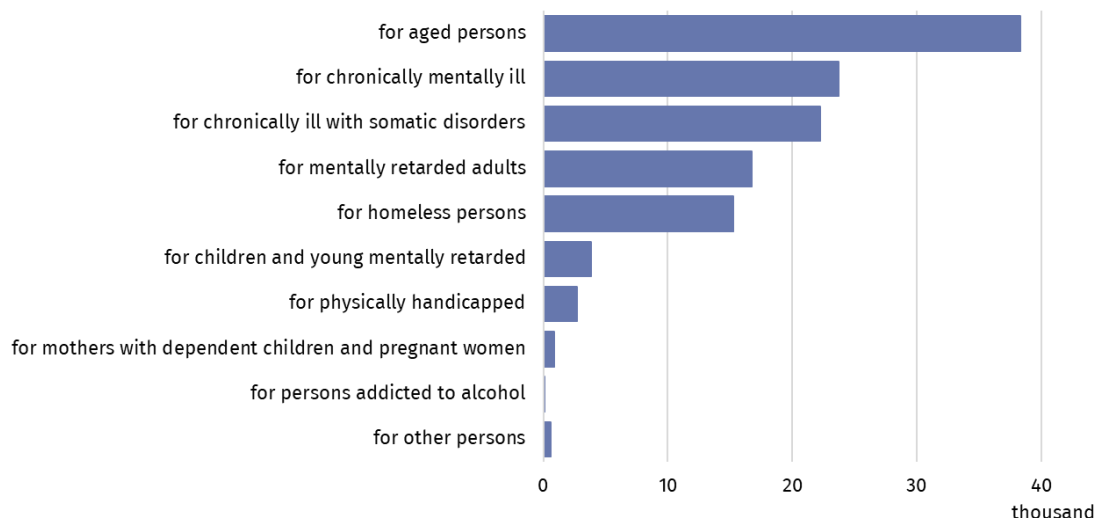
As of 31 December, in stationary social welfare facilities there were 124.5 thousand residents (increase by 2.1% in comparison to 2023), out of which women accounted for 49.5%. Out of all residents, 66.0% were the residents of social assistance houses. Over 20% residents stayed in establishments ensuring 24-hour care for disabled persons, chronic patients or elderly persons within the scope of economic activity or their statutory activity and 12.2% in hostels for homeless persons and night shelters. The residents staying in houses for mothers, family-based assistance houses, community self-help centres (including round-the-clock available places) and other facilities accounted for 1.5% of all residents.

Likewise in 2023, most residents stayed in the centres for aged persons (30.8% of total number of the residents). Less residents were among others in facilities for chronically mentally ill (19.0%) and in facilities for chronically ill with somatic disorders (17.9%). The smallest share of the residents lived in the centres for people addicted to alcohol (0.1%).

Nearly 31% of all residents in stationary social welfare facilities stayed in the centres for elderly persons

Chart 2. Residents of stationary social welfare facilities by their designation in 2024

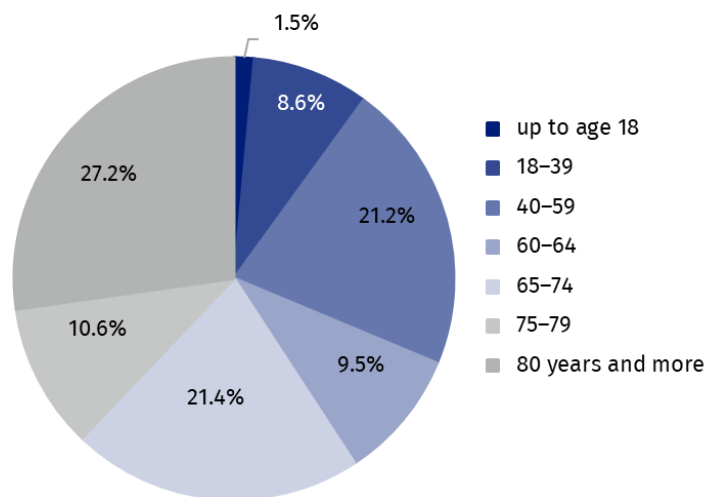
As of 31 December



Most residents in stationary social welfare facilities were the elders over 60 years old (85.5 thousand), while the persons up to age of 18 constituted the smallest group (1.8 thousand).

Chart 3. Residents of stationary social welfare facilities by age groups in 2024

As of 31 December



For 72.0 thousand working persons (regardless the type of employment contract) the stationary social welfare facilities were the principal workplace. The biggest group, nearly 91%, was formed by non-medical personnel. Medical personnel including nurses, physiotherapists and physicians accounted for 6.9%, 2.2% and 0.1% of all the employed respectively.

Table 2. Stationary social welfare facilities by voivodships in 2024
As of 31 December

Specification	Centres ^a	Places ^b	Residents ^b
POLAND	2 232	134 050	124 462
Dolnośląskie	160	10 045	9 418
Kujawsko-pomorskie	103	6 227	5 876
Lubelskie	91	5 902	5 525
Lubuskie	55	3 208	3 020
Łódzkie	135	8 932	8 432
Małopolskie	177	11 761	11 182
Mazowieckie	311	18 745	17 157
Opolskie	77	4 899	4 543
Podkarpackie	102	6 721	5 958
Podlaskie	73	3 978	3 632
Pomorskie	168	9 175	8544
Śląskie	289	16 347	15 076
Świętokrzyskie	98	5 642	5 185
Warmińsko-mazurskie	116	5 851	5 406
Wielkopolskie	172	9 942	9 381
Zachodniopomorskie	105	6 675	6 127







a Excluding branches. b Including branches.

In the case of quoting data from the Statistics Poland, please provide information: “Statistics Poland data source”, and in the case of publishing calculations made on data published by the Statistics Poland, please provide information: “Own study based on Statistics Poland data”.

Prepared by:
Statistical Office in Kraków
Director Agnieszka Szlubowska
Phone: (+48 12) 420 40 50

Issued by:
Press Office
Mobile: (+48) 695 255 032
Phone: (+48 22) 608 38 04, (+48 22) 449 41 45,
(+48 22) 608 30 09

e-mail: obslugaprasowa@stat.gov.pl

-  stat.gov.pl/en/
-  [@StatPoland](https://twitter.com/StatPoland)
-  [@GlownyUrzadStatystyczny](https://www.facebook.com/GlownyUrzadStatystyczny)
-  [gus_stat](https://www.instagram.com/gus_stat)
-  [glownyurządstatystycznygus](https://www.youtube.com/glownyurządstatystycznygus)
-  [glownyurządstatystyczny](https://www.linkedin.com/company/glownyurządstatystyczny)

Related information

[Social assistance, child and family services in 2023](#)

Data available in databases

[Database Local Data Bank – health care, social welfare and benefits to the family](#)

[Knowledge Databases - Society - Social assistance and social benefits](#)

Terms used in official statistics

[Community self-help centre](#)

[Establishment ensuring 24-hour care for disabled persons, chronic patients, or elderly persons within the scope of economic activity or their statutory activity](#)

[Family-based assistance house](#)

[Hostel for homeless persons](#)

[House for mothers with children under age and pregnant women](#)

[Night shelter](#)

[Social assistance house](#)