

# General government deficit and debt in 2024

22.04.2025

**6.6%**

 General government deficit  
in 2024 in relation to GDP

According to the EDP notification, in 2024 the general government deficit was equal 239 809 mln zł (6.6% of GDP), while the general government debt amounted to 2 011 840 mln zł (55.3% of GDP).

Statistics Poland presents the general government deficit and debt data for years 2021-2024 developed as part of April EDP notification.

The data have been developed in accordance with the methodology of the European System of National and Regional Accounts in the European Union introduced by the Regulation (EU) No. 549/2013 of the European Parliament and of the Council of 21 May 2013 (ESA2010) with amendments and the guidelines contained in the Manual on Government Deficit and Debt, Implementation of ESA2010 (MGDD, 2022 edition)<sup>1</sup>.

General government deficit and debt in relation to GDP have not been changed to the preliminary data.

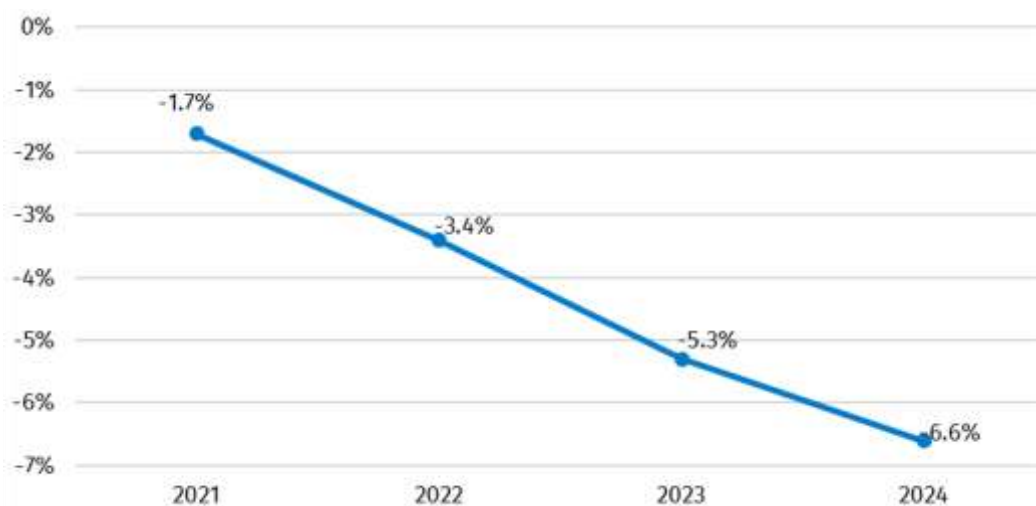
**Table 1. General government deficit and debt (mln zł)**

Specification	2021	2022	2023	2024
Gross domestic product (GDP)	2 661 518	3 100 850	3 415 274*	3 641 208
General government deficit/surplus	-46 450*	-106 587*	-180 078*	-239 809
% GDP	-1.7%	-3.4%	-5.3%	-6.6%
Central government deficit/surplus	-47 179*	-92 162*	-138 793*	-244 180
% GDP	-1.8%	-3.0%	-4.1%	-6.7%
Local government deficit/surplus	14 836	-13 274*	-24 811*	13 292
% GDP	0.6%	-0.4%	-0.7%	0.4%
Social security funds deficit/surplus	-14 107	-1 151	-16 474	-8 921
% GDP	-0.5%	0.0%	-0.5%	-0.2%
General government debt	1 410 966	1 512 812*	1 691 243*	2 011 840
% GDP	53.0%	48.8%	49.5%*	55.3%

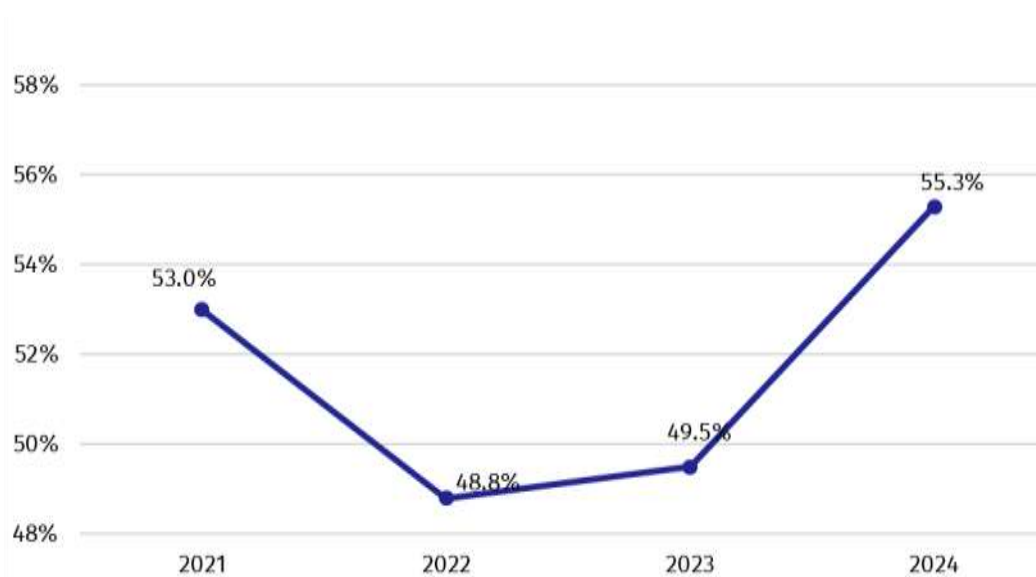
\* Data have been revised in relation to the previously published on 22.10.2024.

<sup>1</sup> The manual is available on the website: <https://ec.europa.eu/eurostat/documents/3859598/16029761/KS-GQ-23-002-EN-N.pdf/77a75b07-61c3-7d34-5243-70d09bc00e44?version=3.0&t=1677163672121>

**Chart 1. General government deficit in % of GDP**



**Chart 2. General government debt in % of GDP**



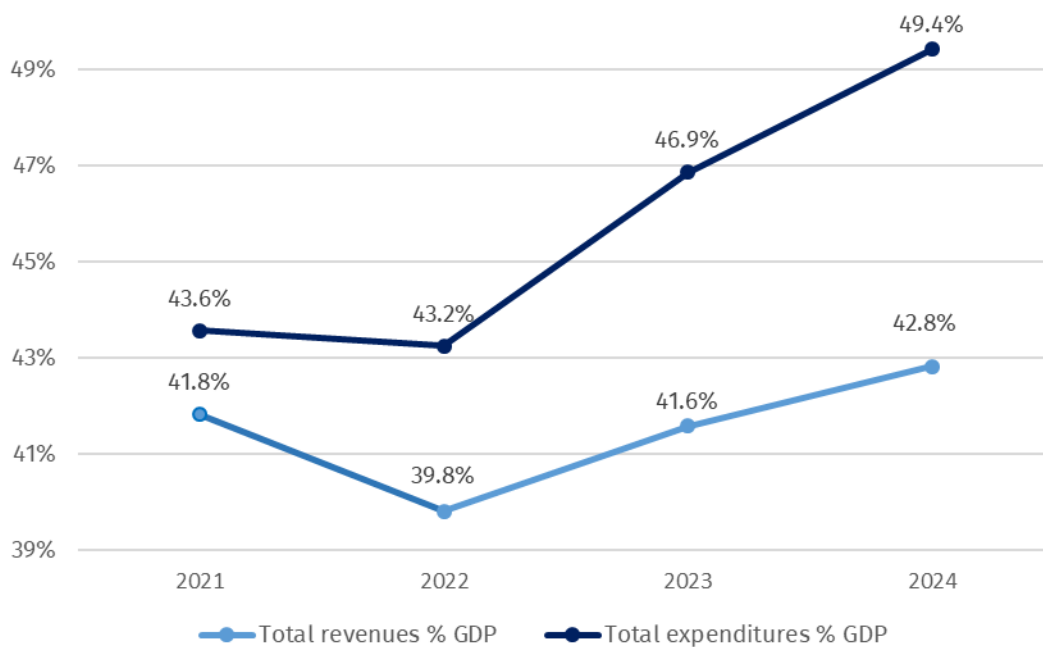
Data for years 2021-2023 have been revised in relation to the previously published (October 2024) mainly due to updated data sources and reclassification of units into general government sector.

Similarly, as in case of deficit and debt, data on the general government revenues and expenditures for years 2021-2023 have been revised in relation to the previously published (October 2024).

**Table 2. Total revenues and expenditures of the general government sector according to ESA2010 (mln zł)**

Specification	2021	2022	2023	2024
Total revenues	1 113 119*	1 234 467*	1 420 468*	1 559 374
% GDP	41.8%	39.8%	41.6%*	42.8%
Total expenditures	1 159 569*	1 341 054*	1 600 546*	1 799 183
% GDP	43.6%	43.2%*	46.9%*	49.4%

**Chart 3. Total revenues and expenditures of the general government sector in % of GDP**



The revision of the general government revenues caused their decrease in years 2021-2023, respectively of 10 mln zł, 177 mln zł and 36 mln zł. The changes mainly concern transaction other current transfers. The revision of expenditures in years 2021 and 2022 caused their decrease respectively of 19 mln zł and 87 mln zł. The lower expenditures were affected by transaction capital transfers. In 2023, as a result of revision, there was an increase of expenditures. The highest changes concern increased gross capital formation and decreased capital transfers.

Detailed data on revenues and expenditures of the general government sector divided into ESA2010 transactions are presented in Annex 1.

Information on the general government deficit and debt of all EU Member States will be available on 22 April 2025 at 11 a.m. on the Eurostat website:

<http://epp.eurostat.ec.europa.eu/portal/page/portal/eurostat/home>

Inventory of the methods, procedures and sources used for the compilation of deficit and debt data and the underlying government sector accounts according to ESA2010 prepared







according to the European Commission's guidelines in English version is available on Eurostat website:

<http://ec.europa.eu/eurostat/web/government-finance-statistics/excessive-deficit-procedure/edp-inventories>

In case of quoting Statistics Poland data, please provide information: "Source of data: Statistics Poland", and in case of publishing calculations made on data published by Statistics Poland, please include the following disclaimer: "Own study based on figures from Statistics Poland".

Prepared by:  
**National Accounts Department**  
**Director Anita Perzyna**  
Phone: (+48 22) 608 31 17

Issued by:  
**Press Office**  
Mobile +48 695 255 032  
Phone +48 22 608 38 04, +48 22 449 41 45,  
+48 22 608 30 09  
**e-mail: [obslugaprasowa@stat.gov.pl](mailto:obslugaprasowa@stat.gov.pl)**

-  [stat.gov.pl/en/](https://stat.gov.pl/en/)
-  [@StatPoland](https://twitter.com/StatPoland)
-  [@GlownyUrzadStatystyczny](https://www.facebook.com/GlownyUrzadStatystyczny)
-  [gus\\_stat](https://www.instagram.com/gus_stat)
-  [glownyurządstatystycznygus](https://www.youtube.com/glownyurządstatystycznygus)
-  [glownyurządstatystyczny](https://www.linkedin.com/company/glownyurządstatystyczny)

#### **Related studies**

[General government deficit and debt in 2023](#)

#### **Subject available in databases**

[Knowledge Databases – National Accounts](#)

#### **Important concepts available in the dictionary**

[Gross domestic product](#)